

HONDA

LAWN & GARDEN RANGE

**ENGINEERED
FOR LIFE**



SPRING / SUMMER 2021-22

BATTERY POWER IS HONDA POWER.

CORDLESS+ PERFORMANCE SERIES

Introducing a range of premium battery power equipment with all the quality, performance and durability you expect from Honda. Recommended for professionals and incredibly easy to use, the Honda Battery range requires very little maintenance and no fuel.



BATTERY POWER SALE

Visit [Honda.com.au](https://honda.com.au) or instore for details.

1 PICK YOUR PRODUCT



2 PICK YOUR BATTERY



3 GET A FREE CHARGER!



60% OFF! FREE!



HHB36 BLOWER
RRP \$549 SKIN

- Powerful brushless motor
- Contractor Quality
- Powerful & Superior Air Volume 730-860m³/h (nozzle dependent)
- Interchangeable flat and round nozzles included for advanced versatility
- Weight assisting belt included for optimum handling
- Compatible with 4Ah, 6Ah and 9Ah Honda battery range



Weatherproof* 68m/s[~] Max wind speed



Battery powered



2 Year Warranty*



HHT36 BRUSHCUTTER
RRP \$849 SKIN

- Powerful brushless motor
- Contractor Quality
- Low vibration
- Stall Free Operation with its intelligent auto release
- Ergonomically designed bike handle for comfort and reduced fatigue
- Fully adjustable harness and 3-tooth blade and line head included
- Compatible with 4Ah, 6Ah and 9Ah Honda battery range



Weatherproof* Low Noise level 93dBA



Battery powered



2 Year Warranty*



HHH36 HEDGE CUTTER
RRP \$879 SKIN

- Powerful brushless motor
- Contractor Quality
- Low vibration
- 600mm Swiss Steel cutting blades
- Stall Free Operation with its intelligent auto release
- 3-way adjustable rear handle
- Compatible with 4Ah, 6Ah and 9Ah Honda battery range



Weatherproof* Battery powered



2 Year Warranty*



Use the same battery for every product you own.

UNIVERSAL BATTERY SYSTEM

This Honda range is powered by Honda's Universal Battery System. Simple and convenient to use, a single lithium-ion battery is paired with a single charger to work across the entire range. There's no need for different batteries for each product you own. Three battery sizes are available to you - 4Ah, 6Ah and 9Ah. What's more, the LCD screen on the 9Ah lets you know instantly how much battery life and charge time you have left.

THERMO-SMART TECHNOLOGY

Quality and performance are assured with Honda Thermo-Smart, a class-leading technology that keeps the battery cool, even in demanding conditions and over long periods of use.

BATTERY RUN AND CHARGE TIME

BATTERY	4Ah	6Ah	9Ah
CHARGE TIME (MINS)	35	55	77
HHB36 BLOWER			
RUN TIME (MINS)	12	18	27
HHT36 BRUSHCUTTER			
RUN TIME (MINS) - BLADE HEAD	60	90	135
RUN TIME (MINS) - LINE HEAD	33	50	75
HHH36 HEDGE CUTTER			
RUN TIME (MINS)	56	84	126

ONE CHARGER



BATTERY CHARGER
CV3680XA
RRP \$149

THREE BATTERY OPTIONS



36V 4AH
DP3640XA

RRP \$299

CHARGING CURRENT AMPS
8

WEIGHT (KG)
1.3

USE
MEDIUM GARDEN



36V 6AH
DP3660XA

RRP \$359

CHARGING CURRENT AMPS
8

WEIGHT (KG)
1.3

USE
LARGE GARDEN



36V 9AH
DPW3690XA

RRP \$675

CHARGING CURRENT AMPS
8

WEIGHT (KG)
2.3

USE
PROFESSIONAL



HRG416 XB BATTERY PUSH MOWER
RRP \$949 SKIN

- Easy start push button
- Six cutting height positions
- 41cm (16") pressed steel, powder coated deck
- Powerful 1.0kW brushless motor
- Compatible with 4Ah*, 6Ah and 9Ah Honda battery range



Weatherproof



Battery powered



2 Year Warranty*



HRG466 XB BATTERY SELF-PROPELLED MOWER
RRP \$1149 SKIN

- Versamow™ selective mulching function
- Easy start push button
- Six cutting height positions
- 46cm (18") pressed steel, powder coated deck
- Powerful 1.8kW brushless motor
- Compatible with 4Ah*, 6Ah and 9Ah Honda battery range



Weatherproof



Battery powered



2 Year Warranty*

Here's what you need to know about the Honda battery range.

- You can work with less noise
- There's no need to refuel so you can work with fewer breaks
- All tools in the range are powered by our Honda Universal Battery System
- The battery delivers sustained power throughout the duration of its charge
- With a fast charge time, you never need to stop for long
- The entire range is designed for use in all weather conditions*

PREMIUM DOMESTIC MOWERS



HRU19 BUFFALO PREMIUM

Push Mower
Engine Brake
Medium Lawn

HRU19M2PKUH

RRP \$899



- GCV170 4-Stroke Engine
- Mulching function
- Height adjust control
- Improved bagging performance with wide open discharge
- Improved engine brake lever for comfort

Medium Lawn

19" Cutter Deck

54 Litre Catcher

Mow-Safe Technology

Swing Back Blade

4 Year Warranty*

HRS216PKU

Push Mower
Engine Brake
Medium-Large Lawn

HRS216K7PKUA

RRP \$749



- GCV160 4-Stroke Engine
- Side discharge chute
- Mulching function

Medium to Large Lawn

21" Cutter Deck

Mow-Safe Technology

Mow-Safe Technology

Bar Blade

2 Year Warranty*

HRN216PKU

Push Mower
Engine Brake
Medium-Large Lawn

HRN216PKUA

RRP \$799



- GCV170 4-Stroke Engine
- Low noise and vibration
- Easy to start and re-start
- Starts first time, every time

Medium to Large Lawn

21" Cutter Deck

Large 66 Litre Catcher

Mow-Safe Technology

Mulching Function

2 Year Warranty*

HRX217HYU

Self-Propelled
Blade Brake
Medium-Large Lawn

HRX217K6HYUA

RRP \$1399

- GCV200 4-Stroke Engine
- MicroCut® Twin Blades
- 4-in-1 Versamow System™ with Clip Director®
- NeXite® Deck
- Hydrostatic Cruise Control



Medium to Large Lawn

21" Cutter Deck

Large 88 Litre Catcher

Mow-Safe Technology

Bar Blade

2 Year Warranty*

HRN216VKU

Self-Propelled
Engine Brake
Medium-Large Lawn

HRN216VKUA

RRP \$899



- GCV170 4-Stroke Engine
- Low noise and vibration
- Easy to start and re-start
- Starts first time, every time

Medium to Large Lawn

21" Cutter Deck

Large 66 Litre Catcher

Mow-Safe Technology

Mulching Function

2 Year Warranty*

HRN216VYU

Self-Propelled
Blade Brake
Medium-Large Lawn

HRN216VYUA

RRP \$999



- GCV170 4-Stroke Engine
- Low noise and vibration
- Easy to start and re-start
- Starts first time, every time
- Throttle control

Medium to Large Lawn

21" Cutter Deck

Large 66 Litre Catcher

Mow-Safe Technology

Mulching Function

2 Year Warranty*

HRX217HZU

Self-Propelled
Blade Brake
Medium-Large Lawn

HRX217K6HZUA

RRP \$1599



- GCV200 4-Stroke Engine
- MicroCut® Twin Blades
- 4-in-1 Versamow System™ with Clip Director®
- NeXite® Deck
- Hydrostatic Cruise Control
- Self-charging electric start

Medium to Large Lawn

21" Cutter Deck

Large 88 Litre Catcher

Mow-Safe Technology

Bar Blade

2 Year Warranty*

Battery charger sold separately.

PREMIUM DOMESTIC MOWERS

MOWER FEATURES



HRG466PKU

HRG466SKU

NEW

HRG466PKU

Push Mower

Engine Brake

Small-Medium Lawn

HRG466C1PKUH

\$739

RRP

- New GCV145 4-Stroke Engine
- Engine Brake technology
- Front & rear height adjust control
- Easy to start and re-start
- Starts first time, every time

Small to Medium Lawn

18" Cutter Deck

50 Litre Catcher

Mow-Safe Technology

Bar Blade

2 Year Warranty*

HRG466SKU

Self-Propelled

Engine Brake

Small-Medium Lawn

HRG466C1SKUP

\$899

RRP

- New GCV145 4-Stroke Engine
- Engine Brake technology
- Mulching function
- Front & rear height adjust control
- Easy to start and re-start
- Starts first time, every time

Small to Medium Lawn

18" Cutter Deck

50 Litre Catcher

Mow-Safe Technology

Bar Blade

2 Year Warranty*



NEXITE® DECK

Extremely tough polymer material that will never rust, resists corrosion and abrasion and is super strong. HRX models only.



STEEL DECK

Rugged, durable steel deck is designed for long life. HRS and HRN models only.



ELECTRIC START

Effortless self-charging key start, to reduce the need for "plug in" charging. HRX217HZU only.



MOW-SAFE - ENGINE BRAKE

A safety feature that stops the blades and engine within 3 seconds upon release of the handle.



MOW-SAFE - BLADE BRAKE

A safety feature that stops the blades within 3 seconds upon release of the handle, while the engine continues to run.



SIDE CHUTE

Unique to the HRS model, the side chute system means no wasted time emptying a grass catcher. HRS216PKU only.



4-IN-1 VERSAMOW SYSTEM™ WITH CLIP DIRECTOR®

Honda's revolutionary Versamow System™ allows you to mulch, bag, discharge and shred leaves – or even a combination of mulching and bagging! Just slide the convenient Clip Director® knob to choose how much grass is bagged or mulched. No tools or costly attachments needed. HRX models only.



3-IN-1 SYSTEM WITH CLIP DIRECTOR®

Slide the Clip Director® to switch from mulching to bagging or discharge with just one touch. No need for a mulch plug or other attachments. HRN models only.



MICROCUT® TWIN BLADE SYSTEM

Honda's exclusive MicroCut® Twin Blade System uses four cutting surfaces that result in ultra fine clippings for superior mulching and up to 30% more clippings per bag. HRN and HRX models only.



SMART DRIVE

Easily adjust the mower's speed to your pace by rotating the control. Five position adjustable control for comfort. Variable speed from 0-6.5km/h. HRN216VKU and HRN216VYU models only.



HYDROSTATIC CRUISE CONTROL

Honda's Hydrostatic Cruise Control allows precise speed control that's fully adjustable from 0-6.5km/h. HRX models only.



EASY FOLD HANDLE

Easily adjust the handle to different comfortable mowing positions, or fold over for storage. HRS, HRN and HRX models only.

COMMERCIAL MOWERS

"I have a HRU196
I purchased in 1990.
31 years of great service,
still starts first time.
Can't kill the thing!"
- Peter D.



CONTRACTORS CHOICE

HRU196 BUFFALO PRO

Push Mower
Engine Brake
Medium-Large Lawn

HRU196M2PWUH

\$1129
RRP



- GXV160 4-Stroke Engine
- Improved mulching function
- Wide open discharge



Medium to Large Lawn



19" Cutter Deck



Large 54 Litre Catcher



Mow-Safe Technology



Swing Back Blade



4 Year Warranty*

CONTRACTORS CHOICE

HRU196 BUFFALO PRO

Push Mower
Blade Brake
Medium-Large Lawn

HRU196M2PBUH

\$1229
RRP



- GXV160 4-Stroke Engine
- Improved mulching function
- Wide open discharge



Medium to Large Lawn



19" Cutter Deck



Large 54 Litre Catcher



Mow-Safe Technology



Swing Back Blade



4 Year Warranty*

CONTRACTORS CHOICE

HRU216 BUFFALO PRO

Self-Propelled
Blade Brake
Large Lawn

HRU216M3TBUH

\$1769
RRP

- GXV160 4-Stroke Engine
- Improved mulching function
- 70 Litre catcher with Dacron dust deflector
- 3-speed shaft driven mechanical gearbox



Large Lawn



21" Cutter Deck



Large 70 Litre Catcher



Mow-Safe Technology



Swing Blade



4 Year Warranty*

HRU MOWER RANGE ASSEMBLED IN AUSTRALIA

Honda goes to extraordinary lengths to ensure best-in-market quality.

We begin with the highest quality components, with each part individually inspected before entering the production line. We then build each mower, part by part, exceeding Australian industry standards at every stage. This exacting process involves multiple quality checks during and after production, including test-firing, to check ease of starting and the quietness of Honda's legendary 4-Stroke engines.

LAWN MOWER SPECIFICATIONS

PREMIUM DOMESTIC RANGE										COMMERCIAL RANGE		
Product Code	HRG466PKU	HRG466SKU	HRU19M2	HRS216PKU	HRN216PKU	HRN216VKU	HRN216VYU	HRX217HYU	HRX217HZU	HRU196 BUFFALO PRO	HRU196 BUFFALO PRO	HRU216 BUFFALO PRO
	PUSH MOWER HRG466C1PKUH	SELF PROPELLED HRG466C1SKUP	PUSH MOWER HRU19M2PKUH	SIDE CHUTE HRS216K7PKUA	PUSH MOWER HRN216PKUA	SELF PROPELLED HRN216VKUA	SELF PROPELLED HRN216VYUA	SELF PROPELLED HRX217K6HYUA	ELECTRIC START HRX217K6HZUA	PUSH MOWER HRU196M2PWUH	PUSH MOWER HRU196M2PBUH	SELF PROPELLED HRU216M3TBUH
MOW-SAFE TECHNOLOGY	ENGINE BRAKE	ENGINE BRAKE	ENGINE BRAKE	ENGINE BRAKE	ENGINE BRAKE	ENGINE BRAKE	BLADE BRAKE	BLADE BRAKE	BLADE BRAKE	ENGINE BRAKE	BLADE BRAKE	BLADE BRAKE
Engine	GCV145	GCV145	GCV170	GCV160	GCV170	GCV170	GCV170	GCV200	GCV200	GXV160	GXV160	GXV160
Engine Spec	OHV	OHV	OHV	OHV/OHC	OHV	OHV	OHV	OHV	OHV	OHV with Cast-Iron Bore	OHV with Cast-Iron Bore	OHV with Cast-Iron Bore
Auto Choke	Yes	Yes	Yes	Yes	Yes	Yes	Yes	Yes	Yes	Manual	Manual	Manual
Chassis	Solid Steel	Solid Steel	Cast Aluminium	Solid Steel	Solid Steel	Solid Steel	Solid Steel	NeXite®	NeXite®	Cast Aluminium	Cast Aluminium	Cast Aluminium
Cutting Width	18" (460mm)	18" (460mm)	19" (470mm)	21" (530mm)	21" (530mm)	21" (530mm)	21" (530mm)	21" (530mm)	21" (530mm)	19" (470mm)	19" (470mm)	21" (530mm)
Cutting Height Adjustment	Front & Rear	Front & Rear	1 Lever	4 Wheels	Front & Rear	Front & Rear	Front & Rear	4 Wheels	4 Wheels	1 Lever	1 Lever	1 Lever
Cutting Height Range	6 Stages 20-74mm	6 Stages 20-74mm	11 Stages 16-80mm	6 Stages 30-100mm	7 Stages 25-101mm	7 Stages 25-101mm	7 Stages 25-101mm	7 Stages 19-100mm	7 Stages 19-100mm	11 Stages 16-80mm	11 Stages 16-80mm	11 Stages 16-78mm
Self Propelled	No	Yes	No	No	No	Yes	Yes	Yes	Yes	No	No	Yes
Speeds	Push	Single Speed	Push	Push	Push	Variable	Variable	Variable	Variable	Push	Push	3 Speed
Wheel Diameter (mm)	Front 178mm Rear 212mm	Front 178mm Rear 212mm	200	200	200	200	200	230	230	200	200	200
Catcher Capacity	50 Litres	50 Litres	54 Litres	–	66 Litres	66 Litres	66 Litres	88 Litres	88 Litres	54 Litres	54 Litres	70 Litres
Fuel Type	Unleaded	Unleaded	Unleaded	Unleaded	Unleaded	Unleaded	Unleaded	Unleaded	Unleaded	Unleaded	Unleaded	Unleaded
Fuel Tank Capacity	0.91 Litres	0.91 Litres	0.91 Litres	0.93 Litres	0.91 Litres	0.91 Litres	0.91 Litres	0.91 Litres	0.91 Litres	1.5 Litres	1.5 Litres	1.5 Litres
Mulching Capability	No	Yes	Yes	Yes	Yes	Yes	Yes	Yes	Yes	Yes	Yes	Yes
Rear Discharge Capability	Yes	Yes	No	No	Yes	Yes	Yes	Yes	Yes	No	No	Yes
Wash Port	No	No	Yes	No	No	No	No	No	No	Yes	Yes	Yes
Blade Type	Bar Blade	Bar Blade	Swing Back Blade	Bar Blade	Bar Blade	Bar Blade	Bar Blade	Bar Blade	Bar Blade	Swing Back Blade	Swing Back Blade	Swing Back Blade
RRP	\$739	\$899	\$899	\$749	\$799	\$899	\$999	\$1399	\$1599	\$1129	\$1229	\$1769

HONDA HANDHELD RANGE



LINE TRIMMER

UMS425
BENT SHAFT LINE TRIMMER
4-STROKE

UMS425UDLTU2

\$379
RRP

- Easy-to-use 'tap and go' nylon line head
- Includes safety goggles
- Easy Start



360°
Operation



GX25cc
Engine



No Fuel
Mixing



4 Year
Warranty*



"I've had my UMK425 for 9 years - a great machine. I use it professionally and replace the oil myself. She is getting old but I'll buy the same one again!" - Henk.

UMK435
LOOP HANDLE
BRUSHCUTTER
4-STROKE

Same great features as the UMK425 loop handle but with a larger engine capacity.

Includes free 4-tooth blade kit and single operator harness.



GX35cc Engine



\$769
RRP

UMK435ULGUT



CONTRACTOR QUALITY

UMK425
BIKE HANDLE
BRUSHCUTTER
4-STROKE

\$719
RRP

UMK425UUGUT

- Safety goggles and full operator harness included
- Anti-vibration engine mount
- Includes 4-tooth blade kit
- Easy-to-use 'tap and go' nylon line head



360°
Operation



GX25cc
Engine



No Fuel
Mixing



4 Year
Warranty*



UMK435
BIKE HANDLE
BRUSHCUTTER
4-STROKE

Same great features as the UMK425 bike handle but with a larger engine capacity.

Includes free 4-tooth blade kit and full operator harness.



GX35cc Engine



\$819
RRP

UMK435UUGUT

ATTACHMENTS FOR UMK425/UMK435

NEW TRIMMER LINE

Round Trimmer Line

2.4x125G L1024UMK125RD **\$10.43**
2.4x225G L1024UMK225RD **\$16.21**



Star Trimmer Line

2.4x125G L1024UMK125SR **\$10.43**
2.4x225G L1024UMK225SR **\$16.21**

Silent Trimmer Line

2.4x125G L1024UMK125ST **\$10.43**
2.4x225G L1024UMK225ST **\$16.21**

HEDGETRIMMER ATTACHMENT

\$360.23
RRP

Part No. 06260VL6000AU



The hedgetrimmer attachment is purposely designed to attach to Honda's straight shaft (UMK425/UMK435) brushcutter.

PRUNER ATTACHMENT

\$371.03
RRP

Part No. 06250VL6000AU



The pruner attachment is designed for trimming and cutting high branches in commercial and domestic applications. It is purposely designed to attach to Honda's straight shaft (UMK425/UMK435) brushcutter.

CONTRACTORS CHOICE

"My new Honda has been a game changer for me and has made pruning a lot easier and safer. Happy to recommend."
- Angus S.



CONTRACTOR QUALITY

UMK450
BIKE HANDLE BRUSHCUTTER
4-STROKE

UMK450TU3UT

RRP \$949

- Safety goggles and full operator harness included
- 3-tooth cutter blade (bump head optional)
- Ergonomic Bike Handle
- Commercial 2HP GX50 4-Stroke Engine



360°
Operation



GX50cc
Engine



No Fuel
Mixing



4 Year
Warranty*



Safety first! Fully adjustable Honda Earmuffs with padded headband. See below page


CONTRACTOR QUALITY

HHH25D
HEDGE CUTTER
4-STROKE


HHH25D75UT

RRP \$899


- 2-motion throttle trigger
- Low emissions and fuel consumption
- 3-way, adjustable rear handle
- Easy Start
- No Fuel Mixing




360°
Operation



GX25cc
Engine



720mm
Cutting Blade



4 Year
Warranty*




CONTRACTOR QUALITY

HHB25
BLOWER
4-STROKE


HHB25UT

RRP \$499


- Unique anti-suction fan cover
- Low emissions and fuel consumption
- Easy Start
- No Fuel Mixing
- Air Volume 630m³/h




360°
Operation



GX25cc
Engine



252km/h
Wind Velocity



4 Year
Warranty*

GENUINE HONDA PARTS AND ACCESSORIES

HONDA EARMUFFS

Part No. L08EM006R

RRP \$24.95



Padded headband, adjustable.

HONDA OIL

1L L1002P08001

RRP \$13.28

4L L1002P08006

RRP \$41.37



Recommended for use in all Honda Power Equipment products.

HONDA AIR FILTERS



Genuine Honda Air Filters available at all authorised Honda Power Equipment Dealerships.

VERSATOOL RANGE

1 SELECT POWERHEAD

UMC425
POWERHEAD
UMC425ULAUT
\$539
RRP

UMC435
AVAILABLE WITH GX35cc ENGINE
UMC435ULAUT
\$649
RRP



2 SELECT ATTACHMENTS

BRUSHCUTTER
SSBCU
\$199
RRP

- Designed for cutting and clearing, making lawn maintenance easy
- Ergonomically designed easy-grip loop handle
- Durable 'tap and go' nylon head

HEDGETRIMMER
(SHORT SHAFT) SSHHSU
\$389
RRP

- A lighter, more compact version of the Hedgetrimmer (Long Shaft)
- Perfect for the domestic operator
- Features a 550mm double-sided blade with a 90mm shaft length

HEDGETRIMMER
(LONG SHAFT) SSHHLU
\$399
RRP

- Longer attachment designed for trimming foliage and tall hedges
- Perfect for the commercial contractor
- Features a 550mm double-sided blade with a 600mm shaft length

PRUNER
SSPPU
\$389
RRP

- Designed for trimming, pruning and cutting high branches
- Features a 12" bar length with a 3/8" Oregon saw chain
- Suitable for domestic and commercial settings
- Overall Pruner Length 1065mm

CULTIVATOR
SSCLU
\$399
RRP

- Makes tilling, aerating and cultivating of soil easy
- 170mm width makes the cultivation of garden beds and lawns simple and stress-free

BLOWER
SSBLU
\$199
RRP

- One of the most compact and lightweight blower attachments available
- Easily keeps garden paths, driveways, lawns and verandas free of leaves and debris

EDGER
SSETU
\$249
RRP

- The perfect tool to keep unsightly weeds and grass from popping up
- Easy-to-use adjustable height mechanism

EXTENSION POLE
SSESLU
\$139
RRP

- Lightweight extension pole allows for more reach with an extra 1085mm length
- Suitable for the Pruner and Hedgetrimmer (Short Shaft) attachments

TILLER RANGE



FG110
FG110K1UT
4-STROKE
\$839
RRP

- Fold over handles for convenience

Tilling Width 230mm

Tilling Depth 203mm

GX25cc Engine

4 Year Warranty*

FG110 OPTIONAL ACCESSORIES

Aerator
06727V25000

Edger
06728V25000

Heavy-Duty Digging Tines
06726V25010

De-Thatcher
06720V25000

F220
F220UT4
4-STROKE
\$1519
RRP

- Multi-step adjustable handles

Tilling Width 545mm

Tilling Depth 280mm

GXV57 Engine

4 Year Warranty*

F501
F501K8UH
4-STROKE
\$2199
RRP

- 2 forward gears and 1 reverse

Tilling Width 914mm

Tilling Depth 280mm

GX160 Engine

4 Year Warranty*

FR750
FR750K3U1
4-STROKE
\$4399
RRP

- 2 forward gears and 1 reverse
- Diff Lock Option - Improves traction

Tilling Width 600mm

Tilling Depth 120mm

GX200 Engine

4 Year Warranty*

FRC800
FRC800K1U1
4-STROKE
\$3869
RRP

- 3 forward gears and 1 reverse

Tilling Width 500mm

Tilling Depth 100mm

GX240 Engine

4 Year Warranty*

VOLUME, TRASH AND HIGH PRESSURE PUMPS

VOLUME PUMPS



WX10
WX10TU
4-STROKE

\$499

- Economical 1" volume pump
- Maximum total head 37m
- Maximum suction head 8m
- Delivers 120L/min capacity
- Lightweight 6.1kg



WX15
WX15TU
4-STROKE

\$699

- Economical 1.5" volume pump
- Maximum total head 37m
- Maximum suction head 8m
- Delivers 280L/min capacity
- Lightweight 9kg



WB20
WB20XT4DRXU
4-STROKE

\$699

- Portable 2" volume pump
- Maximum total head 32m
- Maximum suction head 7.5m
- Delivers 620L/min capacity



WB30
WB30XT3DRXU
4-STROKE

\$899

- Portable 3" volume pump
- Maximum total head 23m
- Maximum suction head 7.5m
- Delivers 1100L/min capacity

HIGH PRESSURE PUMPS



WH15XT
WH15XT2UX
4-STROKE

\$799

- Portable 1.5" high pressure pump
- Maximum total head 40m
- Maximum suction head 8m
- Delivers 370L/min capacity



WH20XT
WH20XTUX / WH20XTUFX
4-STROKE

\$899

- Portable 2" high pressure pump
- Maximum total head 45m
- Maximum suction head 8m
- Delivers 450L/min capacity
- Frame version \$899 (WH20XTUFX)



WT20
WT20XK4UD4
4-STROKE

\$2029

- Portable 2" trash pump
- Maximum total head 30m
- Maximum suction head 8m
- Delivers 710L/min capacity



WT30
WT30XK4UD4
4-STROKE

\$2359

- Portable 3" trash pump
- Maximum total head 27m
- Maximum suction head 8m
- Delivers a massive 1210L/min capacity

ENGINES



GX MINI 4-STROKE

- 25cc, 35cc & 50cc models available
- Fully inclinable OHC engine
- 360° operation



GCV SERIES

- 145cc, 170cc & 200cc models
- Vertical shaft engines
- OHV domestic engine



GX SERIES

- More than 70 model variants to choose from
- Horizontal shaft
- OHV commercial engine



GXV SERIES

- Three different horsepower models available
- Vertical shaft engines
- OHV commercial engine



GX V-TWIN SERIES

- New generation V-twins
- Three different horsepowers over seven models
- OHV commercial engine



GP SERIES

- 160cc & 200cc
- Perfect for light use and domestic applications

SUPER QUIET GENERATORS



EU22i
EU22iU4

\$2249

- Greater fuel efficiency via Built-in Eco-Throttle
- Engine protected by low oil alert system
- Increased diameter of oil filler for improved draining and catching of oil
- Improved run dry switch allows the engine to continue running until majority of fuel is consumed before engine shuts off. This prevents stale fuel and is useful for storing
- Commercial quality

- 4 Year Warranty*
- 2200W Max Output
- 8 Operating Hours*
- Inverter Technology

3-STEP PROCESS TO ENSURE YOU GET THE RIGHT GENERATOR

1. WHAT DO YOU WANT TO POWER?

Whether you have a small caravan or something a little more substantial, knowing your appliance ratings is going to help you in the long run. Write a list of all the appliances you want to have running at one time. Then find out the ratings of each appliance. You need to take into account start-up power.

2. FACTOR IN START-UP POWER

Start-up power is simply the power an appliance needs to begin operating. Appliances that run an electric motor (air conditioners and water pumps) can require 3 times the operating load but this is usually only needed for a very short period. Check the compliance plate on the unit for specifications.

3. PICK THE GENERATOR THAT SUITS YOUR NEEDS

If you look at your list, there's a high chance you're not going to need everything running at once. A kettle draws a lot of power but only runs for a minute or so, it won't hurt to turn off some appliances while the kettle boils. Just make sure you have the essentials covered. Let's say your total running power requirement is 1500W, with a start-up power requirement of 1900W, then the Honda EU22i Generator will be the right fit.

If you are unsure, consult your Authorised Honda Dealer.

SUPER QUIET GENERATORS



EU10i
LEISURE AND
COMMERCIAL GENERATOR
4-STROKE
EU10iIU4

\$1499
RRP

- Greater fuel efficiency via Built-in Eco-Throttle
- Engine protected by low oil alert system
- Our lightest inverter generator

4 Year
Warranty*

1000W
Max Output

Inverter
Technology

8 Operating
Hours°

Commercial
Quality



EU30iu
HANDY
4-STROKE
EU30iIU4

\$3399
RRP

- Greater fuel efficiency via Built-in Eco-Throttle
- Easy use handle and high mobility tyres
- Engine protected by low oil alert system

4 Year
Warranty*

3000W
Max Output

Inverter
Technology

7.7 Operating
Hours°

Commercial
Quality



EU30is
ELECTRIC START
4-STROKE
EU30iSIU4

\$4239
RRP

- Greater fuel efficiency via Built-in Eco-Throttle
- Engine protected by low oil alert system
- Hassle-free Key Start

4 Year
Warranty*

3000W
Max Output

Inverter
Technology

20 Operating
Hours°

Commercial
Quality



EU70is
ELECTRIC START
4-STROKE
EU70iSUT4

\$6819
RRP

- Greater fuel efficiency via Built-in Eco-Throttle
- Engine protected by low oil alert system
- Hassle-free Push Button Electric Start

4 Year
Warranty*

7000W
Max Output

Inverter
Technology

18 Operating
Hours°

Commercial
Quality

OPTIONAL ACCESSORIES:
Lifting kit 06531Z11E00ZA
Wired remote control cable:
10m – 32380Z37800ZA
30m – 32380Z37820ZA

SUPER QUIET GENERATORS
SPECIFICATION CHART AND ACCESSORIES

MODEL	EU10i	EU22i	EU30iu Handy	EU30is	EU70is
Full Model Code	EU10iIU4	EU22iIU4	EU30iKIU4	EU30iSIU4	EU70iSUT4
Engine	GXH50T	GXR120	GX160K1	GX200	GX390
Fuel Tank Capacity	2.1 Litres	3.6 Litres	5.9 Litres	13 Litres	19.2 Litres
Continuous Operating Hours	8hr°/4hr	8hr°/4hr	7.7hr°/3.5hr	20hr°/7.1hr	18hr°/6.5hr
dB Sound Pressure (at 7m)**	52dB(A)**/58dB(A)**	•	57dB(A)**/65dB(A)**	52dB(A)**/65dB(A)**	•
LwA Sound Power (at 4m)**	•	LwA 91dB(A)**	•	•	LwA 90dB(A)**
GENERATOR					
Max. AC Output (power factor 1.0)	1000VA	2200VA	3000VA	3000VA	7000VA
Rated AC Output	900VA	1800VA	2600VA	2800VA	5500VA
DC Rated Output for Charging Automotive Batteries Only	8A	8.3A	8.3A	12A	N/A
DIMENSIONS					
LxWxH (mm)	451 x 242 x 379	511 x 290 x 425	622 x 379 x 489	658 x 447 x 558	848 x 700 x 721
Dry Weight	13kg	21kg	35.2kg	59kg (w/battery)	118kg (w/battery)
FEATURES					
Electric Starter	No	No	No	Yes	Yes
Voltage Regulation	Inverter	Inverter	Inverter	Inverter	Inverter
Voltmeter	No	No	No	No	Yes
AC Circuit Protector	Yes	Yes	Yes	Yes	Yes
DC Circuit Protector	Yes	Yes	Yes	Yes	Yes
Pilot Lamp	Yes	Yes	Yes	Yes	Yes
Fuel Gauge	No	No	No	Yes	Yes
Oil Alert	Yes	Yes	Yes	Yes	Yes
Auto Throttle	Eco-Throttle	Eco-Throttle	Eco-Throttle	Eco-Throttle	Eco-Throttle
Auto Choke	No	No	No	No	Fuel Injected
Large Capacity Air Cleaner	Yes	Yes	Yes	Yes	Yes
Large Capacity Fuel Tank	Yes	Yes	Yes	Yes	Yes
Large Capacity Muffler	Yes	Yes	Yes	Yes	Yes
4 Year Domestic Warranty*	Yes	Yes	Yes	Yes	Yes

*4 Year warranty applies to domestic use and does not apply to engines sold as separate units. °With Eco-Throttle switched on when rated at ¼ output. Usage applications are recommendations only.

GENERATOR MAT

Part no: L08GNMAT01

\$54.95
RRP



- Designed to fit the EU10i, EU22i and EU30iu Handy
- Protects your generator from sucking up dust or sand while providing a stable non-slip platform

HONDA SECURITY CABLE

Part no: L210820

\$19.95
RRP



1500 x 10 mm diameter cable, providing increasing cutting resistance with a protective polyurethane coat. This security cable is a great way of protecting your investment.

OPERATING NOISE LEVEL CALCULATION

**LwA refers to sound power level and is measured at rated load, which is standardised by EU noise regulation. It is measured from 6 directions by a microphone placed 4 metres from the product in a closed anechoic room. This room is not affected by environmental conditions.
°dB refers to sound pressure level and is measured from 4 directions (front, back, right and left) by a microphone that is placed 7 metres from the product and 1.5 metres from the lawn ground. It is not measured in a closed room. Therefore, the data is affected by environmental conditions such as temperature.

PARALLEL LINK UP KIT

Part no: EU10i & EU22i 32360ZC3000L

\$110.63
RRP



- MAX: 15 amp output
- Link up two generators for double the power output. Only same models can be linked

PROTECTIVE COVERS

Protect your investment



Part no: L08GC001R10 (EU10i) **\$97.60**
Part no: L08GC001R20 (EU22i) **\$104.13**
Part no: L08GC001R30 (EU30is) **\$117.13**
Part no: L08GC002R30 (EU30iu) **\$124.64**

THEFT DETERRENT BRACKET

Part no: 63230Z07010L

\$53.75
RRP

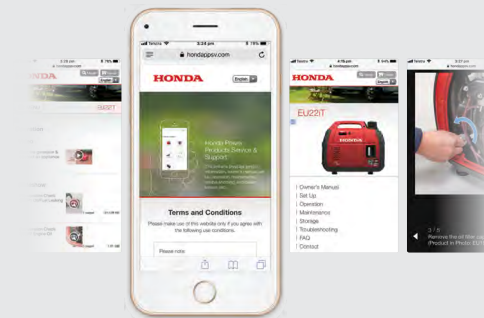


Custom made, powder coated steel bracket with tamper-proof bolts to deter thieves.

HONDA INNOVATION



HONDA POWER PRODUCTS SERVICE AND SUPPORT



Get service information for your power products, setup, operation, maintenance and more. Best of all, it's absolutely free.

Scan the QR code or visit www.hppsv.com/AUS



ABSOLUTE POWER

The flagship for performance and fuel economy, the high horsepower range incorporates Honda's revolutionary Boosted Low Speed Torque (BLAST™) technology and Lean Burn Control (ECOMO) to deliver powerful acceleration together with outstanding fuel economy during cruising.

The same Variable Valve Timing and Lift Electronic Control (VTEC) technology used in Honda F1 cars is also found inside the BF150, BF225 and BF250.

LEGENDARY F1 AND MOTOR-RACING PEDIGREE

Innovations such as the VTEC™ system (optimising power and efficiency at all engine speeds) were borne out of Honda F1 technology. A challenging spirit and never-ending passion for racing fuels the development of technologies found in every Honda product.

INSPIRED BY ASIMO, HONDAJET AND THE NSX

Soichiro Honda's willingness to challenge convention and dream big can be found today in each of our power products. The same innovation used for advanced applications like robotics, corporate jets and supercars, also goes into manufacturing Honda Power Equipment products.



POWERED BY WORLD CLASS RESEARCH & DEVELOPMENT

Global state-of-the-art R&D facilities are dedicated to researching, designing and developing cutting-edge products. Honda continues to challenge the way the world thinks by looking to the future through technology and innovation.



ONLY GENUINE PARTS AND ACCESSORIES

Every engine has been manufactured to uphold Honda's strict quality standards. So the purchase of a Honda is an investment in a product that's made to last. This ensures that when it comes to repairs or replacement, genuine parts will keep it functioning at the optimum performance level that's expected.



A DEDICATED NATION-WIDE DEALER NETWORK

All of our dealers share the same level of commitment to the Honda brand as they do their relationship with customers. When it comes to sales, service and parts, you can always rely on a Honda Power Equipment specialist for knowledge and advice.



4-STROKE TECHNOLOGY

Honda has always been dedicated to developing human and environmentally friendly engines of the highest quality. It's why the company has been focused on 4-Stroke technology for over five decades.

AUTHORISED HONDA DEALERS

OUR 400+ NATIONAL DEALER
NETWORK PROVIDES THE BEST
ADVICE AND AFTERSALES SERVICE.

SALES

Dealers participate in Honda's factory training, covering: sales, products and the exclusive Honda Certified Technician (HCT) training program. You can trust their valuable advice and experience to help you choose the product that's just right for you and your needs.

SERVICE

The technicians at our authorised dealers perform a full pre-delivery inspection (PDI) on every Honda machine. They also offer the highest levels of aftersales service to keep your product in peak condition. Of course, you can be assured that they'll only use genuine Honda parts and accessories. We also provide industry-leading training to technicians across Australia through the Honda Certified Technician (HCT) program. This ensures that they will service and repair your Honda to the highest – and safest – standards.

EXPERTISE

Our Authorised Dealers are true experts in their field, with years of experience under their belt. In fact, their knowledge and experience plays an important role in making sure that our Research and Development team receives frequent customer feedback, so we can ensure that new and improved Honda models continue to meet your future needs.

Disclaimer: All prices listed include GST and are recommended retail prices only, there is no obligation to comply with the recommendation. Not all products listed in the brochure are available from every Authorised Power Equipment Dealership. Honda MPE reserves the right to change specifications and price at any time. *4 Year warranty applies to domestic use and does not apply to engines sold as separate units. For full Terms and Conditions, go to: www.honda.com.au or visit an authorised Honda Power Equipment Dealership. ‡2 Year warranty applies to domestic use of HRS, HRN and HRX models only.



**STRONGER | CLEANER | QUIETER | STARTS-FIRST-TIME
4 YEAR WARRANTY***

VISIT HONDA.COM.AU OR JOIN THE CONVERSATION



[/HondaPowerEquipmentAU](#)



[/HondaPowerEquipmentAU](#)



[/HondaPowerEquipment](#)

YOUR LOCAL AUTHORISED HONDA DEALER: