

GRUNDFOS A WIDE RANGE
50 Hz

GRUNDFOS
A WIDE RANGE



be
think
innovate

GRUNDFOS 



A global business

With more than 18,500 employees and an annual production of some 16 million pump units a year, Grundfos is one of the world's leading pump manufacturers. Across all continents, 80 companies in 55 countries help to bring pumps to every corner of the world, from supplying drinking water to Antarctic expeditions, irrigation of Dutch tulips, groundwater monitoring beneath waste heaps in Germany, to air-conditioning in Egyptian hotels.

Efficient, sustainable products

Grundfos is constantly striving to make its products more user-friendly and reliable - and also more energy-saving and efficient so both users and the environment benefit from the improvements.

Grundfos pumps are equipped with ultramodern electronics, allowing them to regulate the output according to current needs. This ensures convenience for the user, as well as saves a lot of energy.

Research and development

In order to maintain the leading position, Grundfos constantly focuses on customer-oriented research and development; customers are consulted when new products are developed or when established products are improved.

Research and development make use of the latest technology within the pump industry, collaborating with universities and higher education institutions in search of new and better solutions for the design and function of the products.

Corporate values

The Grundfos Group is based on values such as sustainability, openness, trustworthiness, responsibility, and also on partnership with clients, suppliers and the society around us, with a focus on humanity that concerns our own employees as well as the many millions who benefit from water that is procured, utilised and removed as wastewater with the help of Grundfos pumps.


Efficient pump solutions for all purposes

No matter for which purpose an efficient and energy-saving pump solution is required, Grundfos offers a high-quality solution.



Heating

Circulator pumps for circulation of water in central and district heating systems and circulation in domestic hot water service systems.



Air-conditioning

Circulator pumps for circulation of cold water and other liquids in cooling and air-conditioning systems.



Pressure boosting

Vertical and horizontal, centrifugal pumps and pressure boosting systems for liquid transfer and boosting of hot and cold water.



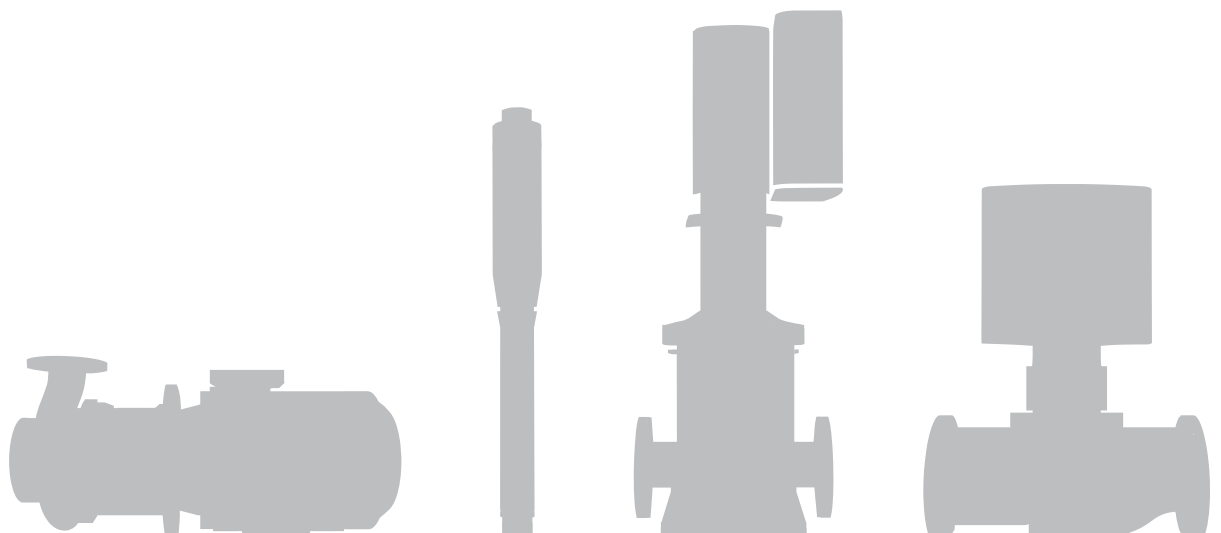
Groundwater supply

Submersible pumps for groundwater supply, irrigation and groundwater lowering.



Domestic water supply

Submersible pumps, jet pumps, multistage centrifugal pumps and compact systems for water supply in homes, gardens and hobby applications.






Wastewater

Drainage, effluent and sewage pumps for a wide range of applications in building services as well as transfer of raw sewage in municipal sewage systems.




Industrial applications

Pumps and pump systems for installation in industrial processes, industrial equipment and building utilities.



Dosing and disinfection

Dosing pumps for chemical injection in all kinds of water and wastewater treatment systems and industrial processes.



Solar water solutions

Solar -or wind-powered water pumping systems and components.



Motors

Motors designed to international standards as well as submersible motors.





Heating

ALPHA1	13
ALPHA1L	13
ALPHA2	14
ALPHA3	14
Grundfos COMFORT, PM	12
MAGNA1 model C	15
MAGNA3	15
NB, NBG	17
NBE, NBGE	18
NBE, NKE series 2000	18
NK, NKG	18
NKE, NKGE	19
TP	16
TPE series 1000	17
TPE series 2000	16
TPE2, TPE2 D	17
TPE3, TPE3 D	16
UP, UPS series 100	12
UPA	12
UPS series 200	15
UPS2	13



Air-conditioning

ALPHA1	13
ALPHA1L	13
ALPHA2	14
ALPHA3	14
CM, CME, CMV	29
CR, CRI, CRN	31
CRE, CRIE, CRNE	32
Grundfos COMFORT, PM	12
HS	19
MAGNA1 model C	15
MAGNA3	15
NB, NBG	17
NBE, NBGE	18
NBE, NKE series 2000	18
NK, NKG	18
NKE, NKGE	19
TP	16
TPE series 1000	17
TPE series 2000	16
TPE2, TPE2 D	17
TPE3, TPE3 D	16
UP, UPS series 100	12
UPS2	13
UPS series 200	15



Pressure boosting

BM	35
BMhp, BMSHp	36
BMP	35
BMShs, BMST, BMSX	35
CM, CME, CMV	29
CMB PM1, CMB-SP PM1, CMB PM2, CMB-SP PM2	30
CMB PT, CMB PS	30
CMBE	30
CMBE TWIN	29
CR, CRI, CRN	31
CR, CRN high pressure	32
CRE, CRIE, CRNE	32
CRT	32
HS	19
Hydro MPC	33
Hydro Multi-B	34
Hydro Multi-E	33
Hydro Multi-S	34
Hydro Solo-E	34
MTR, MTH, SPK	20
MTRE, SPKE	20
NB, NBG	17
NBE, NBGE	18
NK, NKG	18
NKE, NKGE	19
SCALA2	40
TPE series 1000	17
UPA	12



Groundwater supply

SP A, SP, SP-G	36
SQ, SQE	36
SQFlex	37



Domestic water supply

CM, CME, CMV	29
CMB PM1, CMB-SP PM1, CMB PM2, CMB-SP PM2	30
CMB PT, CMB PS.	30
CMBE.	30
CMBE TWIN	29
CR DW	33
CR, CRI, CRN	31
CRE, CRIE, CRNE	32
Hydro MPC	33
Hydro Multi-B	34
Hydro Multi-E	33
Hydro Multi-S	34
Hydro Solo-E	34
JP	39
JP Booster with pressure tank	39
JPC, JPA	39
JPC PT, JPA PT, JPD PT	40
SCALA2.	40
Rainwater control	31
RCME.	31
RMQ	41
SB.	49
SBA.	49
SP A, SP, SP-G.	36
SQ, SQE	36



Wastewater

AMD, AMGEx, AFGEx	45
CONLIFT1	48
DP, EF	42
DPK.	42
DWK	42
KPL, KPG, KWM	43
LC, LCD.	46
LIFTAWAY B and C	48
MULTILIFT	47
PS.G	44
PS.R	44
PS.W	44
S pumps	43
SEG.	43
SE, SL	46
SMD, SMG, SFG	45
SOLOLIFT2.	48
UNOLIFT/DUOLIFT.	47
UNILIFT, KPC.	41



Industrial applications

AMD, AMGEx, AFGEx	45
BM.	35
BMhp, BMSHp.	36
BMP	35
BMShs, BMST, BMSX.	35
CM, CME, CMV	29
CMB PM1, CMB-SP PM1, CMB PM2, CMB-SP PM2	30
CMB PT, CMB PS.	30
CMBE	30
CMBE TWIN	29
CR, CRI, CRN.	31
CRE, CRIE, CRNE	32
CRT	32
DP, EF.	42
DynaFilter	29
Hydro MPC	33
Hydro Multi-B	34
Hydro Multi-E	33
Hydro Multi-S	34
Hydro Solo-E	34
MTA	20
MTB	21
MTR, MTH, SPK	20
MTRE, SPKE	20
MTS	21
NB, NBG	17
NBE, NBGE	18
NK, NKG	18
NKE, NKGE	19
S pumps.	43
SE, SL.	46
SMD, SMG, SFG	45
SRG	45



Dosing and disinfection

AQpure UF	28
AQtap	28
Conex® DIA-G, DIS-G	25
DIT-M, DIT-L, DIT-IR	25
DME.	23
DMH	24
DMX.	23
DTS	28
MobileDos.	27
Oxiperm	27
Oxiperm Pro	27
Polydos	25
Selcoperm SES 125-2000	26
Selcoperm SES 5000-45000	26
SMART Digital S DDA	21
SMART Digital S DDC	22
SMART Digital S DDE	22
SMART Digital XL DDA.	22
SMART Digital XL DDE.	23
Vaccuperm	26



Solar water solutions

ALPHA SOLAR	14
AQpure UF	28
AQtap	28
MAGNA1 model C	15
MGFlex	37
RSI	38
Solar modules.	38
SQFlex	37



Fire systems

Fire DNF, Fire HSEF	19
NB, NBG	17
NK, NKG	18



Motors, controls and accessories

Accessories for dosing pumps and systems	24
CIM, CIU	52
Control MPC	51
Control MPC series 2000	51
CU 100	46
CU 200, CIU 273, IO50, IO101, IO102	38
CUE	50
Control DC	47
Control DDD.	52
DID	24
DPI	53
DPI V.2	53
Grundfos GO Remote	52
GT Pressure tanks	55
LC, LCD.	46
LiqTec	50
MMS.	50
MP 204, CU 300, CU 301, IO 113, SM 113	51
MS.	49
PM Rain.	55
PM1, PM2 pressure managers	55
JP Booster with pressure tank	39
Rainwater control	31
RPI, RPI+T	53
RPS, DPS.	54
VFI	54
VFS	54

Products A-Z

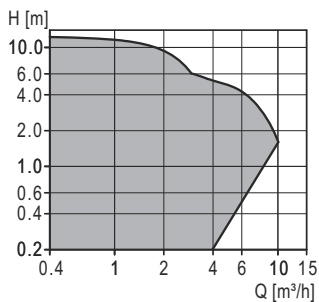
Accessories for dosing pumps and systems	24	CU 100	46
AFG	45	CU 200	38
ALPHA1L	13	CU 300	51
ALPHA1	13	CU 301	51
ALPHA2	14	CUE	50
ALPHA3	14	DID	24
ALPHA SOLAR	14	DIT-IR	25
AMD	45	DIT-L	25
AMGAMD, AMGEx, AFGEx	45	DIT-M	25
AQpure UF	28	DME	23
AQtap	28	DMH	24
BM	35	DMX	23
BMhp, BMSHp	36	DP	42
BMP	35	DPI	53
BMS hp	36	DPI V.2	53
BMS hs	35	DPK	42
BMST	35	DPS	54
BMSX	35	DTS	28
CIM	52	DUOLIFT	48
CIU	52	DWK	42
CIU 273	38	DynaFilter	29
CM	29	EF	42
CMB, PM1	30	Fire DNF	19
CMB, PM2	30	Fire HSEF	19
CMB-SP PM1	30	Grundfos COMFORT, PM	12
CMB-SP PM2	30	Grundfos GO Remote	52
CMB, PS	30	GT Pressure tanks	55
CMB, PT	30	HS	19
CMBE	30	Hydro MPC	33
CMBE TWIN	29	Hydro Multi-B	34
CME	29	Hydro Multi-E	33
CMV	29	Hydro Multi-S	34
Conex [®] DIA-G	25	Hydro Solo-E	34
Conex [®] DIS-G	25	IO50	38
CONLIFT1	48	IO101	38
Control DC	47	IO102	38
Control DDD	52	IO 113	52
Control MPC	51	JP	39
Control MPC series 2000	51	JP Booster with pressure tank	39
CR	31	JPA	40
CR DW	33	JPA PT	41
CR high pressure	32	JPC	40
CRE	32	JPC PT	41
CRI	31	JPD PT	41
CRIE	32	KP Basic	41
CRN	31	KPC	42
CRN high pressure	32	KPG	43
CRNE	32	KPL	43
CRT	32	KWM	43

LC	46	SBA	49
LCD	46	SCALA2	40
LIFTAWAY B and C	48	SE	47
LiqTec	50	SEG	43
MAGNA1 model C	15	Selcoperm SES 125-2000	26
MAGNA3	15	Selcoperm SES 5000-45000	26
MGFlex	37	SFG	46
MMS	50	SL	47
MobileDos	27	SM 113	52
MP 204	51	SMART Digital S DDA	21
MQ	40	SMART Digital S DDC	22
MS	49	SMART Digital S DDE	22
MTA	20	SMART Digital XL DDA	22
MTB	21	SMART Digital XL DDE	23
MTH	20	SMD	46
MTR	20	SMG	46
MTRE	20	Solar modules	38
MTS	21	SOLOLIFT2	48
MULTILIFT	47	SP	36
NB	17	SP A	36
NBE	18	SP-G	36
NBG	17	SP-NE	37
NBGE	18	SPK	20
NK	18	SPKE	20
NKE	19	SQ	36
NKE series 2000	19	SQE	36
NKG	18	SQE-NE	38
NKGE	19	SQFlex	37
NS, PF	41	SRG	45
Oxiperm	27	TP	16
Oxiperm Pro	27	TPE series 1000	17
Polydos	25	TPE series 2000	16
PM1	55	TPE2	18
PM2	55	TPE2 D	18
PM Rain	55	TPE3	17
PS.G	44	TPE3 D	17
PS.R	44	UNILIFT	42
PS.W	44	UNOLIFT	48
Rainwater control	31	UP	12
RCME	31	UPA	12
RMQ	41	UP	13
RPI	53	UPS series 100	13
RPI+T	53	UPS series 200	15
RPS	54	UPS2	13
RSI	38	Vaccuperm	26
S pumps	43	VFI	54
SB	49	VFS	54



UP, UPS series 100

Circulator pumps



Technical data

Flow rate:	max. 9.5 m ³ /h
Head:	max. 12 m
Liquid temperature:	-25 to +110 °C
Operating pressure:	max. 10 bar

Applications

- Heating systems
- Domestic hot-water systems
- Cooling and air-conditioning systems.

Features and benefits

- Maintenance-free
- Low noise level
- Low energy consumption
- Wide range.

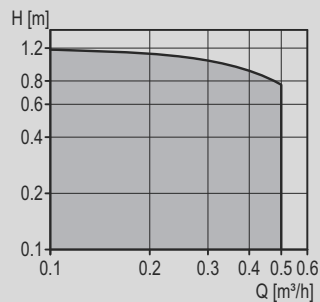
Options

- 24-hour timer
- Corrosion-resistant stainless-steel pump housing.



Grundfos COMFORT, PM

Circulator pumps



Technical data

Flow rate:	max. 0.5 m ³ /h
Head:	max. 1.2 m
Liquid temperature:	2 to 95 °C
Operating pressure:	max. 10 bar

Applications

- Domestic hot-water systems in single- and two-family houses
- Small heating systems
- Cooling and air-conditioning systems.

Features and benefits

- Maintenance-free
- Low noise level
- Low energy consumption down to 2.5 W
- Wide range
- Integrated dry-running protection
- Pump head fits on almost all competitor pump housings.

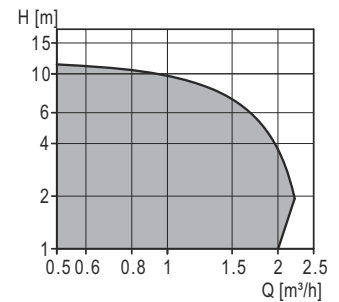
Options

- 24-hour timer
- Corrosion-resistant stainless-steel pump housing
- Adapting to the user pattern, AUTO_{ADAPT} variant
- 3-speed variant available
- Adjustable thermostat.



UPA

Circulator pumps for pressure boosting in domestic applications



Technical data

Flow rate:	max. 2.2 m ³ /h
Head:	max. 12 m
Liquid temperature:	2 to 95 °C
Operating pressure:	max. 10 bar

Applications

- Pressure boosting of hot and cold drinking water in residential homes.

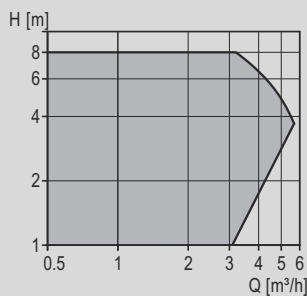
Features and benefits

- Flexibility: suitable for installation in existing systems
- Comfort: low-noise operation
- User-friendly: plug and play
- Reliability: renowned Grundfos quality
- Patented integrated flow switch.



UPS2

Circulator pumps



Technical data

Flow rate:	max. 5.8 m ³ /h
Head:	max. 8 m
Liquid temperature:	2 to 95 °C
Operating pressure:	max. 10 bar

Applications

- Heating systems
- Cooling and air-conditioning systems.

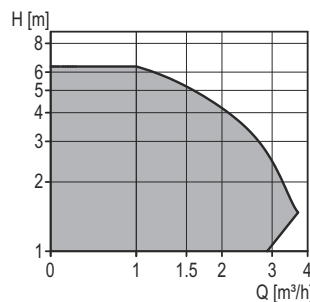
Features and benefits

- Low energy consumption
- Maintenance-free
- Low noise level
- Wide range
- Simple installation
- 3-speed proportional-pressure control
- 3-speed constant-curve control.



ALPHA1L

Circulator pumps



Technical data

Flow rate:	max. 3.6 m ³ /h
Head:	max. 6 m
Liquid temperature:	2 to 95 °C
Operating pressure:	max. 10 bar

Applications

- Heating systems
- Domestic hot-water systems
- Cooling and air-conditioning systems.

Features and benefits

- Three constant curves/constant speed curves
- Radiator heating mode
- Underfloor heating mode
- PWM Input, A profile, External pump control. The PWM signal is a method for generating an analog signal using a digital source
- Energy Efficiency Index (EEI) ≤ 0.20, below ErP 2015 requirements
- Deblocking screw
- Maintenance-free
- Low noise level
- Very simple installation.

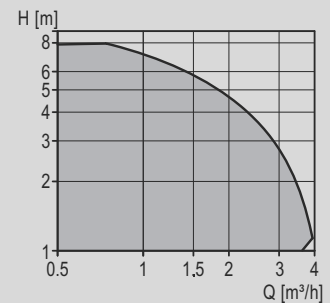
Options

- Wetted parts in stainless steel.



ALPHA1

Circulator pumps



Technical data

Flow rate:	max. 3.9 m ³ /h
Head:	max. 8 m
Liquid temperature:	2 to 110 °C
Operating pressure:	max. 10 bar

Applications

- Heating systems
- Domestic hot-water systems
- Cooling and air-conditioning systems.

Features and benefits

- Low energy consumption
- Maintenance-free
- Low noise level
- Wide range
- Display of actual power consumption
- Simple installation, external plug for electrical connection
- 3-speed proportional-pressure control
- 3-speed constant-pressure control
- 3-speed constant-curve control
- Automatic deblocking.

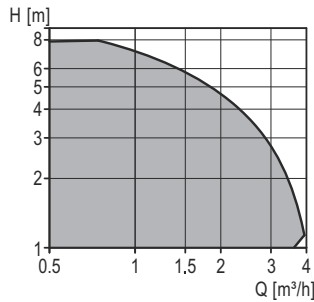
Options

- Wetted parts in stainless steel.



ALPHA2

Circulator pumps



Technical data

Flow rate:	max. 3.9 m ³ /h
Head:	max. 8 m
Liquid temperature:	2 to 110 °C
Operating pressure:	max. 10 bar

Applications

- Heating systems
- Domestic hot-water systems
- Cooling and air-conditioning systems.

Features and benefits

- Best Energy Efficiency Index, EEI, value in class
- Multiple automatic control modes
- AUTO_{ADAPT}
- Display of actual power consumption
- Display of actual flow rate
- Automatic night setback
- Maintenance-free
- Low noise level
- Very simple installation
- Manual summer mode
- Dry-running protection
- Automatic deblocking
- Support for balancing for radiators and underfloor heating system.

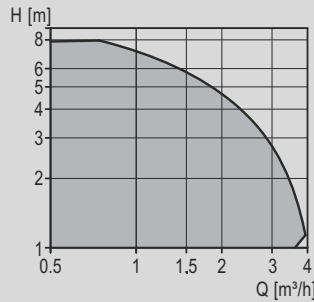
Options

- Air separator
- Wetted parts in stainless steel.



ALPHA3

Circulator pumps



Technical data

Flow rate:	max. 3.9 m ³ /h
Head:	max. 8 m
Liquid temperature:	2 to 110 °C
Operating pressure:	max. 10 bar

Applications

- Heating systems
- Cooling and air-conditioning systems.

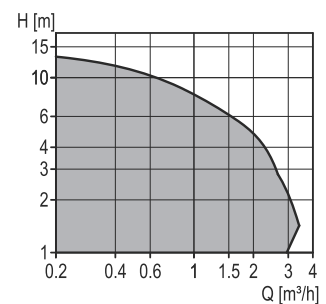
Features and benefits

- Best Energy Efficiency Index, EEI, value in class
- ALPHA3 is completely controlled with Grundfos GO Remote via Bluetooth
- Radiator and underfloor heating modes with AUTO_{ADAPT}
- Multiple automatic control modes with setpoint adjustment
- Display of actual power consumption
- Display of actual flow
- Maintenance-free
- Low noise level
- Very simple installation
- Dry-running protection
- Automatic deblocking
- Support for balancing for radiators and underfloor heating system.



ALPHA SOLAR

Circulator pumps



Technical data

Flow rate:	max. 3.2 m ³ /h
Head:	max. 14.5 m
Liquid temperature:	2 to 130 °C
Operating pressure:	max. 10 bar

Applications

- Solar systems

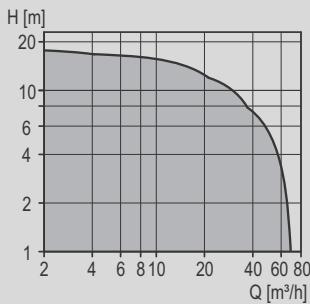
Features and benefits

- Constant speed
- PWM C profile. The PWM signal is a method for generating an analog signal using a digital source
- Low Energy Efficiency Index, EEI
- Maintenance-free
- Low noise level
- Very simple installation.



UPS series 200

Circulator pumps



Technical data

Flow rate:	max. 70 m ³ /h
Head:	max. 18 m
Liquid temperature:	-10 to +120 °C
Operating pressure:	max. 10 bar

Applications

- Heating systems
- Domestic hot-water systems
- Cooling and air-conditioning systems.

Features and benefits

- Maintenance-free
- Built-in thermal switch
- Low noise level
- Low energy consumption
- Single-phase with built-in protection module
- Wide range.

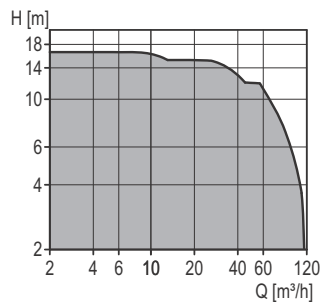
Options

- Protection module
- Relay module with fault signal or operating output
- Bronze pump housing
- Twin-head versions.



MAGNA1 model C

Circulator pumps, electronically controlled



Technical data

Flow rate:	max. 110 m ³ /h
Head:	max. 18 m
Liquid temperature:	-10 to +110 °C
Operating pressure:	max. 16 bar

Applications

- Heating systems
- Hot-water recirculation systems
- Cooling and air-conditioning systems
- Geothermal and solar systems.

Features and benefits

- With best-in-class EEI of ≤ 0.20 on single pumps. All new MAGNA 1 pumps are highly energy efficient.
- Backwards compatible with MAGNA1
- Digital input (start/stop)
- Fault relay
- Grundfos GO Remote support for fault remedy
- Wireless multipump function with time-based alternation

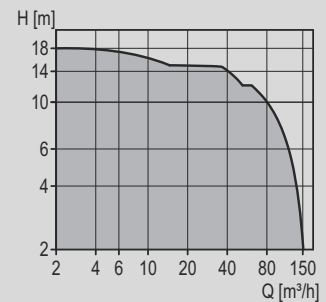
Options

- PN16 variants
- Insulating shells for cooling.



MAGNA3

Circulator pumps, electronically controlled



Technical data

Flow rate:	max. 150 m ³ /h
Head:	max. 18 m
Liquid temperature:	-10 to +110 °C
Operating pressure:	max. 16 bar

Applications

- Heating systems
- Hot-water recirculation systems
- Cooling and air-conditioning systems
- Geothermal and solar systems.

Features and benefits

- Low energy consumption: MAGNA3 pumps are best in class with an impressive EEI of ≤ 18 on single pumps
- The application wizard supports the commissioning scenario by automatically selecting the correct setup based on the
- Operating log
- Heat energy monitor
- Wireless multipump function with time-based alternation
- External setpoint functions
- Differential-temperature control.

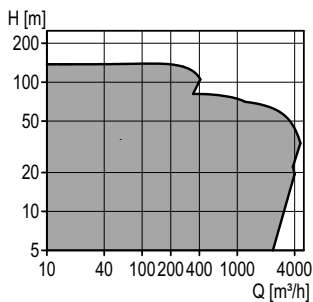
Options

- CIM modules available for various BMS protocols
- Stainless-steel pump housing
- Twin-head versions
- Wireless remote control by means of Grundfos GO Remote
- PN16 variants
- Insulating shells for cooling.



TP

In-line circulator pumps, close-coupled type



Technical data

Flow rate:	max. 4,600 m ³ /h
Head:	max. 140 m
Liquid temperature:	-25 to +150 °C
Operating pressure:	max. 25 bar

Applications

- Heating systems
- District heating plants
- Local heating plants
- Hot-water recirculation
- Cooling and air-conditioning systems
- District cooling plants
- Water supply systems.

Features and benefits

- Compact design with small footprint
- Wide range
- Standard IE3 motor
- Service-friendly, top pull-up design
- Various types of shaft seals depending on liquid, temperature and pressure.

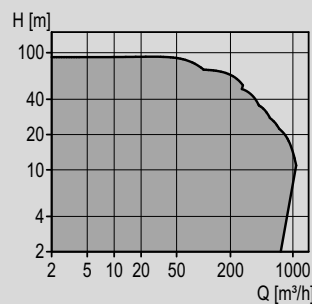
Options

- Bronze or stainless steel pump housing
- Bronze impeller
- Stainless-steel impeller
- Twin-head versions
- IE4 motor up to 45 kW.



TPE series 2000

In-line circulator pumps, electronically controlled



Technical data

Flow rate:	max. 340 m ³ /h
Head:	max. 92 m
Liquid temperature:	-25 to +140 °C
Operating pressure:	max. 16 bar

Applications

- Heating systems
- Domestic hot-water systems
- Cooling and air-conditioning systems.

Features and benefits

- Low energy consumption
- Adaptation to existing operating conditions
- Simple installation
- Factory-fitted differential-pressure sensor
- Fitted with motors equivalent to IE3 (IE4 up to 11 kW).

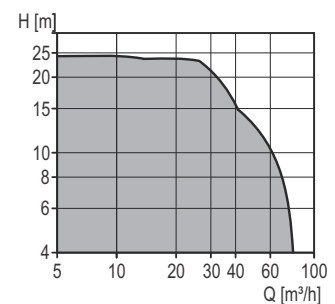
Options

- Wireless remote control by means of Grundfos GO Remote
- Communication via GENiBus, LONWorks, PROFIBUS DP, Modbus RTU, 3G/4G cellular, GRM GiC 3G/4G, BACnet MS/TP, PROFINET, Modbus TCP, BACnet IP, EtherNet/IP, GRM IP
- Twin-head versions with built-in alternation and standby function.



TPE3, TPE3 D

In-line circulator pumps, electronically controlled



Technical data

Flow rate:	max. 120 m ³ /h
Head:	max. 25 m
Liquid temperature:	-25 to +120 °C
Operating pressure:	max. 16 bar

Applications

- Heating and cooling systems
- District heating plants
- Hot-water recirculation.

Features and benefits

- Low energy consumption
- Simple installation
- TFT colour display
- Factory-fitted differential-pressure and temperature sensor
- AUTO_{ADAPT}, FLOW_{LIMIT}, FLOW_{ADAPT}
- Differential-temperature or differential-pressure control with two sensors
- Fitted with IE5 motor
- Compact design with small footprint.

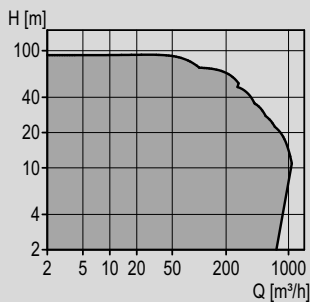
Options

- Wireless remote control by means of Grundfos GO Remote
- Communication via GENiBus, LONWorks, PROFIBUS DP, Modbus RTU, 3G/4G cellular, GRM GiC 3G/4G, BACnet MS/TP, PROFINET, Modbus TCP, BACnet IP, EtherNet/IP, GRM IP.



TPE series 1000

In-line circulator pumps - electronically controlled



Technical data

Flow rate:	max. 340 m ³ /h
Head:	max. 92 m
Liquid temperature:	-25 to +150 °C
Operating pressure:	max. 25 bar

Applications

- Heating systems
- District heating plants
- Local heating plants
- Hot-water recirculation
- Cooling and air-conditioning systems
- District cooling plants
- Water supply systems.

Features and benefits

- Low energy consumption
- Adaptation to existing operating conditions
- Many control facilities
- Fitted with IE5 motors up to 11 kW
- Compact design with small footprint.

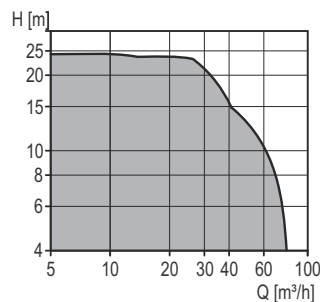
Options

- Wireless remote control by means of Grundfos GO Remote
- Communication via GENiBus, LONWorks, PROFIBUS DP, Modbus RTU, 3G/4G cellular, GRM GiC 3G/4G, BACnet MS/TP, PROFINET, Modbus TCP, BACnet IP, EtherNet/IP, GRM IP
- Twin-head versions with built-in alternation and standby function.



TPE2, TPE2 D

In-line circulator pumps - electronically controlled



Technical data

Flow rate:	max. 120 m ³ /h
Head:	max. 25 m
Liquid temperature:	-25 to +120 °C
Operating pressure:	max. 16 bar

Applications

- Heating and cooling systems
- District heating plants
- Hot-water recirculation.

Features and benefits

- Low energy consumption
- Simple installation
- Differential-temperature or differential-pressure control with 2 sensors
- Three possibilities of setpoint influence
- Limit-exceeded function
- Fitted with IE5 motor
- Compact design with small footprint.

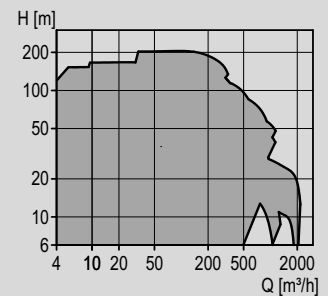
Options

- Wireless remote control by means of Grundfos GO Remote
- Communication via GENiBus, LONWorks, PROFIBUS DP, Modbus RTU, 3G/4G cellular, GRM GiC 3G/4G, BACnet MS/TP, PROFINET, Modbus TCP, BACnet IP, EtherNet/IP, GRM IPTwin-head versions with built-in alternation, standby and cascade function.



NB, NBG

Single-stage standard pumps



Technical data

Flow rate:	max. 2300 m ³ /h
Head:	max. 200 m
Liquid temperature:	-25 to +140 °C
Operating pressure:	max. 25 bar

Applications

- District heating plants
- Heating systems for blocks of flats
- Air-conditioning systems
- Cooling systems
- Washdown systems
- Firefighting systems
- Other industrial systems.

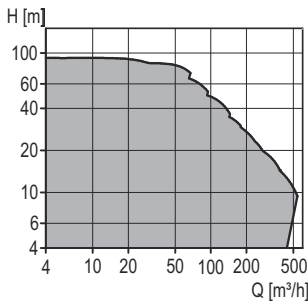
Features and benefits

- Standard dimensions according to EN and ISO standards
- Compact design
- Flexible pump range
- Standard motor
- EN 12756 shaft seal.



NBE, NBGE

Single-stage standard pumps - electronically controlled



Technical data

Flow rate:	max. 420 m ³ /h
Head:	max. 90 m
Liquid temperature:	-25 to +140 °C
Operating pressure:	max. 25 bar

Applications

- District heating plants
- Heating systems for blocks of flats
- Air-conditioning systems
- Cooling systems
- Washdown systems
- Other industrial systems.

Features and benefits

- Standard dimensions according to EN and ISO standards
- Compact design
- Flexible pump range
- EN 12756 shaft seal.

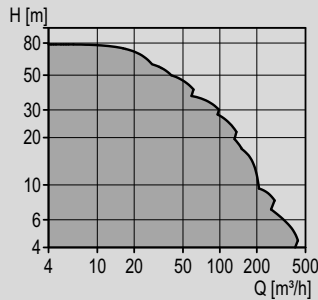
Options

- Wireless remote control by means of Grundfos GO Remote
- Communication via GENibus, LONWorks, PROFIBUS DP, Modbus RTU, 3G/4G cellular, GRM GiC 3G/4G, BACnet MS/TP, PROFINET, Modbus TCP, BACnet IP, EtherNet/IP, GRM IP.



NBE, NKE series 2000

Single-stage standard pumps according to EN 733 and ISO 5199, electronically controlled



Technical data

Flow rate:	max. 550 m ³ /h
Head:	max. 80 m
Liquid temperature:	-25 to +140 °C
Operating pressure:	max. 10 bar

Applications

- Heating systems
- Hot-water recirculation
- Cooling and air-conditioning systems.

Features and benefits

- Low energy consumption
- Adaptation to existing operating conditions
- Simple installation
- Factory-fitted differential-pressure sensor
- Fitted with IE5 motors up to 11 kW.

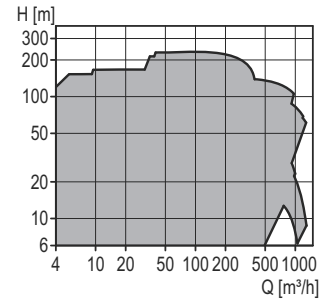
Options

- Wireless remote control by means of Grundfos GO Remote
- Communication via GENibus, LONWorks, PROFIBUS DP, Modbus RTU, 3G/4G cellular, GRM GiC 3G/4G, BACnet MS/TP, PROFINET, Modbus TCP, BACnet IP, EtherNet/IP, GRM IP.



NK, NKG

Single-stage standard pumps according to EN 733, ISO 2858 and ISO 5199



Technical data

Flow rate:	max. 2300 m ³ /h
Head:	max. 230 m
Liquid temperature:	-25 to +140 (+200) °C
Operating pressure:	max. 25 bar

Applications

- District heating plants
- Water supply systems
- Air-conditioning systems
- Cooling systems
- Washdown systems
- Firefighting systems
- Other industrial systems.

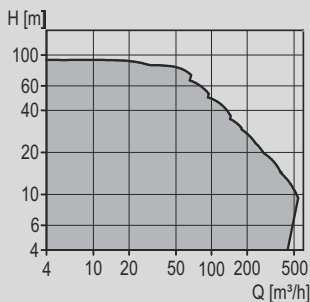
Features and benefits

- Standard dimensions according to EN and ISO standards
- Robust design
- Standard motor
- EN 12756 shaft seal.



NKE, NKGE

Single-stage standard pumps according to EN 733, ISO 2858 and ISO 5199 - electronically controlled



Technical data

Flow rate:	max. 550 m ³ /h
Head:	max. 90 m
Liquid temperature:	-25 to +140 °C
Operating pressure:	max. 25 bar

Applications

- District heating plants
- Water supply systems
- Air-conditioning systems
- Cooling systems
- Washdown systems
- Other industrial systems.

Features and benefits

- Standard dimensions according to EN and ISO standards
- Robust design
- EN 12756 shaft seal.

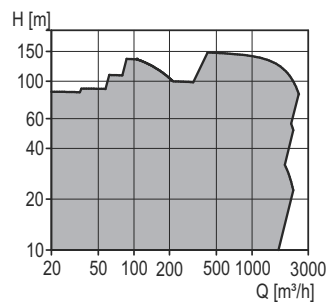
Options

- Wireless remote control by means of Grundfos GO Remote
- Communication via GENibus, LONWorks, PROFIBUS DP, Modbus RTU, 3G/4G cellular, GRM GiC 3G/4G, BACnet MS/TP, PROFINET, Modbus TCP, BACnet IP, EtherNet/IP, GRM IP.



HS

Horizontal split case pumps



Technical data

Flow rate:	max. 2,500 m ³ /h
Head:	max. 148 m
Liquid temperature:	-12 to +100 °C
Operating pressure:	max. 16 bar

Applications


- Water supply systems
- Air-conditioning systems
- Cooling systems
- Irrigation systems
- Other industrial systems
- District heating systems.

Features and benefits

- Robust between-bearing design
- Double suction to reduce axial forces
- Double volute casing to reduce radial load
- Removable bearing housing for easy maintenance
- Many variants available
- Flange dimensions according to EN 1092-2 (DIN 2501).

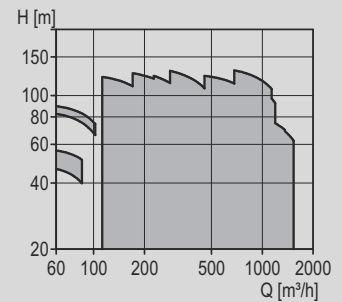
Options

- Cast-iron housing
- Stuffing box
- Stainless-steel impeller.



Fire DNF, Fire HSEF

Fire pump sets



Technical data

With electric motor	
Flow rate:	250-4500 gpm
Head:	max. 182 psi

With diesel engine

Flow rate:	250-4000 gpm
Head:	max. 212 psi
Liquid temperature:	5 to 40 °C

Applications

- Fire pump sets for firefighting systems.

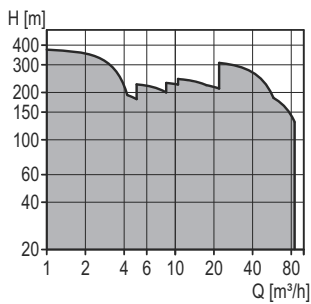
Features and benefits

- With electric motor or diesel engine
- FM-approved and UL-listed
- Simple installation and easy maintenance
- Designed for superior functionality and performance reliability.



MTR, MTH, SPK

Multistage centrifugal immersible pumps



Technical data

Flow rate:	max. 85 m ³ /h
Head:	max. 238 m
Liquid temperature:	-10 to +90 °C
Operating pressure:	max. 25 bar

Applications

- Machine tools
- Components washing machines
- Chiller units
- Industrial washing machines
- Filter and conveyor systems
- Temperature control
- Boiler feed
- General pressure boosting.

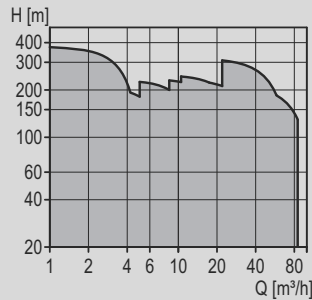
Features and benefits

- Flexible installation length
- Wide range
- Reliability
- Service-friendly
- Simple installation
- Space-saving
- High efficiency.



MTRE, SPKE

Multistage centrifugal immersible pumps - electronically controlled



Technical data

Flow rate:	max. 85 m ³ /h
Head:	max. 380 m
Liquid temperature:	-10 to +90 °C
Operating pressure:	max. 25 bar

Applications

- Machine tools
- Components washing machines
- Chiller units
- Industrial washing machines
- Filter and conveyor systems
- Temperature control
- Boiler feed
- General pressure boosting.

Features and benefits

- Wide range
- Reliability
- Service-friendly
- Simple installation
- Space-saving
- High efficiency
- Many control facilities.

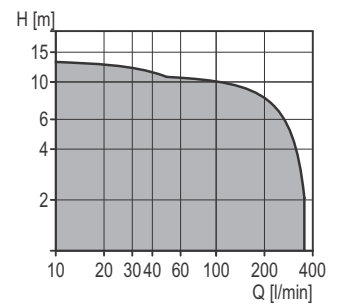
Options

- Wireless remote control by means of Grundfos GO Remote.



MTA

Single-stage coolant pump



Technical data

Flow rate:	max. 355 l/min
Head:	max. 13.5 m
Liquid temperature:	0 to 60 °C

Applications

- Machine tools
- Filter and conveyor systems.

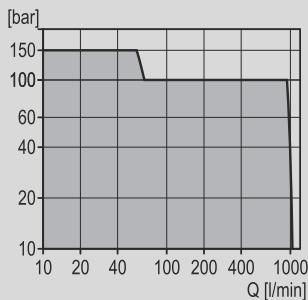
Features and benefits

- High-efficiency motor and hydraulic
- Wide range
- Flexible installation length
- Reliability
- No shaft seal
- Semi-open impeller
- Easy installation.



MTS

High-pressure pumps for tank top installation



Technical data

Flow rate:	max. 850 l/min
Head:	max. 120 bar
Liquid temperature:	0 to 80 °C
Operating pressure:	max. 130 bar

Applications

Pumping of coolants in machine tool applications, such as:

- deep-hole drilling
- grinding
- cutting.

Features and benefits

- High efficiency
- Wear-resistant
- Compact design
- Low noise level and pulsation.

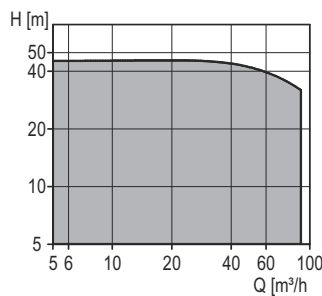
Options

- Dry installation
- Mechanical shaft seal
- Variety of connections.



MTB

Single-stage centrifugal end-suction pumps with semi-open impeller



Technical data

Flow rate:	max. 90 m³/h
Head:	max. 47 m
Liquid temperature:	-10 to +90 °C
Operating pressure:	max. 16 bar

Applications

- Machine centres
- Coolant systems
- Filtration plants
- Grinding machines
- Parts cleaning systems
- Other industrial applications where semi-open impellers are needed.

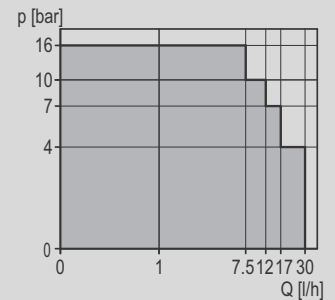
Features and benefits

- Standard dimensions according to EN and ISO standards
- Compact design
- Semi-open impeller and effective solid handling
- Standard IE2 motor.



SMART Digital S DDA

Digital diaphragm dosing pumps



Technical data

Capacity, Q:	max. 30 l/h
Pressure, p:	max. 16 bar
Turn-down ratio:	1:3000 or 1:1000
Liquid temperature:	max. 45 °C

Applications

High-end solution.

- Water and wastewater treatment
- Process water
- Food and beverage industry
- Ultrafiltration and reverse osmosis
- Pulp and paper industry.

Features and benefits

- Internal stroke-speed and frequency control
- Manual, pulse and 0/4-20 mA control
- Batch, timer cycle, timer week control
- FlowControl with selective fault diagnosis, pressure monitoring
- Integrated flow measurement and AutoFlowAdapt
- 0/4-20 mA and 2 relay outputs
- Auto deaeration
- Power supply 100-240 V, 50/60 Hz.

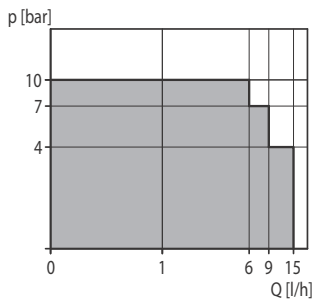
Options

- E-box for PROFIBUS, Ethernet or Modbus.



SMART Digital S DDC

Digital diaphragm dosing pumps



Technical data

Capacity, Q:	max. 15 l/h
Pressure, p:	max. 10 bar
Turn-down ratio:	1:1000
Liquid temperature:	max. 45 °C

Applications

- Optimum price-performance ratio.
- Water and wastewater treatment
 - Boiler feed water
 - Swimming pool water
 - Cooling tower
 - Chemical industry.

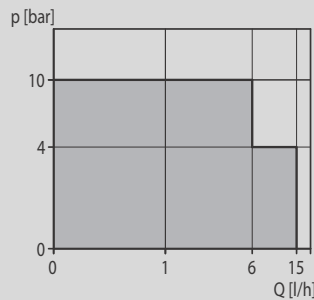
Features and benefits

- Internal stroke-speed and frequency control with stepper motor
- Flexible control cube and mounting plate
- Click wheel and graphical display
- Capacity setting in ml/h, l/h, or gph
- Manual, pulse and 0/4-20 mA control
- 2 relay outputs
- Smooth dosing of degassing liquids
- Slow mode
- Power supply 100-240 V, 50/60 Hz.



SMART Digital S DDE

Digital diaphragm dosing pumps



Technical data

Capacity, Q:	max. 15 l/h
Pressure, p:	max. 10 bar
Turn-down ratio:	1:1000
Liquid temperature:	max. 45 °C

Applications

- Digital Dosing for basic applications.
- Water and wastewater treatment
 - Swimming pool water
 - Cooling tower
 - Chemical industry
 - Car wash
 - Irrigation.

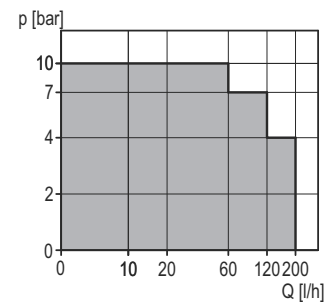
Features and benefits

- Internal stroke-speed and frequency control with stepper motor
- Only two models from 0.006 to 15 l/h
- Smooth continuous dosing
- Always full stroke length
- Flexible mounting plate
- Capacity adjusting knob
- Manual control (0.1 - 100 %)
- Pulse control (1:n)
- External stop and empty-tank input
- Power supply 100-240 V, 50/60 Hz.



SMART Digital XL DDA

Digital diaphragm dosing pumps



Technical data

Flow, Q:	max. 200 l/h
Pressure, p:	max. 19 bar
Turn-down ratio:	1:800
Liquid temperature:	0 to 50 °C

Applications

- Drinking-water treatment
- Wastewater treatment
- Boiler water treatment
- Cooling water treatment
- Process water treatment
- Chemical industry
- Ultrafiltration process and reverse osmosis
- Food and beverage industry
- Pulp and paper industry.

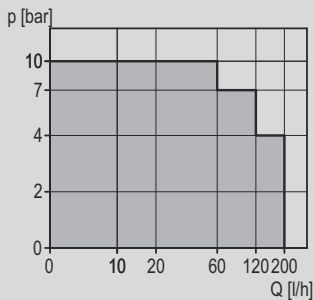
Features and benefits

- Internal stroke-speed and frequency control with powerful PMS (Permanent Magnet Synchronous) motor
- Manual, pulse and 0/4-20 mA control
- Batch, timer cycle, timer week control
- FlowControl with selective fault diagnosis, pressure monitoring
- Integrated flow measurement and AutoFlowAdapt
- 0/4-20 mA and 2 relay outputs
- Auto deaeration
- Power supply 100-240 V, 50/60 Hz
- Fieldbus communication with CIM, CIU.



SMART Digital XL DDE

Digital diaphragm dosing pumps



Technical data

Capacity, Q:	max. 200 l/h
Pressure, p:	max. 19 bar
Turn-down ratio	1:800
Liquid temperature:	0 to 50 °C

Applications

- Drinking-water treatment
- Wastewater treatment
- Boiler water treatment
- Cooling water treatment
- Process water treatment
- Chemical industry
- Ultrafiltration process and reverse osmosis
- Food and beverage industry
- Pulp and paper industry
- Irrigation
- Swimming pool water.

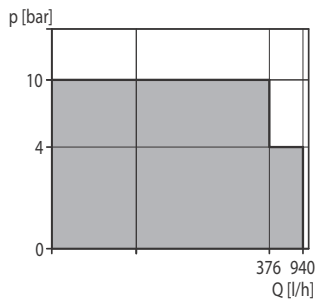
Features and benefits

- Internal stroke-speed and frequency control with powerful PMS (Permanent Magnet Synchronous) motor
- Smooth continuous dosing
- Always full stroke length
- Flexible control cube
- Capacity adjusting knob
- Manual control (0.1 - 100 %)
- Pulse control (1:n)
- 4-20 mA analog control
- External stop and empty-tank input
- Power supply 100-240 V, 50/60 Hz
- Fieldbus communication module.



DME

Digital diaphragm dosing pumps



Technical data

Capacity, Q:	max. 940 l/h
Pressure, p:	max. 10 bar
Liquid temperature:	max. 50 °C

Applications

- Water and wastewater treatment
- Process plants
- Filtration systems
- Paper production
- Food and beverage industry.

Features and benefits

- Capacity setting in ml/h or l/h
- Internal stroke-speed and frequency control with brushless DC motor
- Front- or side-fitted operating panel with display
- Operating panel lock
- 4-20 mA control
- Pulse- and timer-based batch control
- Anti-cavitation function
- Easy calibration function
- Diaphragm leakage sensor.

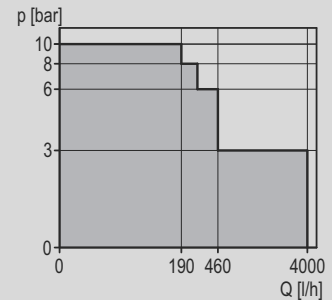
Options

- Fieldbus communication module.



DMX

Motor-driven diaphragm dosing pumps



Technical data

Capacity, Q:	max. 4000 l/h (pump with two heads: 2 x 4000 l/h)
Pressure, p:	max. 10 bar
Liquid temperature:	max. 50 °C

Applications

- Drinking-water treatment
- Wastewater treatment (settlement/sludge treatment)
- Pulp and paper industry
- Textile industry
- Industrial water and wastewater treatment
- Cooling tower.

Features and benefits

- Robust design
- Stroke-length adjustment.

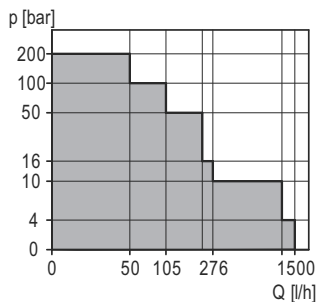
Options

- Frequency converter (PROFIBUS, PROFINET, 4-20 mA control, alarm signals)
- Pulse control (control variant AR)
- Analog control (control variant AR)
- Level input from storage tank (control variant AR)
- With ATEX approval (DMX 226).



DMH

Hydraulic piston diaphragm dosing pump



Technical data

Capacity, Q: max. 1500 l/h (pump with two heads: 2 x 1500 l/h)
 Pressure, p: max. 200 bar
 Liquid temperature: max. 90 °C

Applications

- Oil refinery industry
- Heavy-duty applications
- Pulp, paper and textile industries
- Cooling tower, power plants
- Industrial water and wastewater treatment.

Features and benefits

- Designed for heavy-duty operation
- Stroke-length adjustment
- Long life due to piston diaphragm technology
- Full PTFE diaphragm.

Options

- Frequency converter (PROFIBUS, PROFINET, 4-20 mA control, alarm signals)
- Available with API 675 approval
- Available with ATEX approval
- Servo motor for stroke-length adjustment.

Accessories for dosing pumps and systems



Accessories

- Installation kits
- Tubing
- Pump connections
- Foot valves
- Rigid suction lances
- Outlet lines
- Injection units
- Pressure-relief valves
- Pressure-loading valves
- Multi-function valve
- Pulsation dampers
- Tanks
- Electric mixers
- Automatic venting valves
- Diaphragm leakage sensor
- Dosing monitor
- Flowmeter
- Water meter
- Cables and plugs.



DID

Measurement and control system for up to 3 water quality parameters

Technical data

Available digital sensors:

- Disinfectants: Cl₂ (free or total), ClO₂, H₂O₂ and PAA
- PH
- ORP
- Conductivity.

All sensors include temperature measurement and internal compensation control unit with 3 freely assignable controller functions, alarm and data logger functionality. System setup either with bypass flow cell or with holder for immersed installation of the sensor(s).

Applications

Measurement of water parameters and control of dosing equipment in the following applications:

- Drinking-water treatment
- Industrial water treatment
- Wastewater treatment, only certain parameters
- Swimming pool water treatment.

Features and benefits

CU 382 control unit:

- Data logger functionality
- Flexible assignment of inputs and outputs
- Modbus included
- Digital sensor interface
- Data interchange with USB stick.

Sensors:

- Reliable digital data transfer to control unit
- Onboard storage of calibration data
- Pre-calibrated sensors for pH, ORP and conductivity.



DIT-M, DIT-L, DIT-IR

Photometer for water analysis and calibration of measurement systems

Technical data

Measuring parameters:

- DIT-M: aluminium, bromine, chlorine (free, total, combined), chlorine dioxide, chloride, chlorite, cyanuric acid, iron, fluoride, manganese, ozone, phosphate, pH, acid capacity KS 4.3, hydrogen peroxide
- DIT-L: chlorine, chlorine dioxide, chlorite or ozone as well as the pH value.

Applications

The compact hand photometers DIT-M and DIT-L are dedicated for routine analysis in water treatment monitoring and for calibration of measurement and control systems.

- Drinking-water treatment
- Swimming pool water treatment
- Industrial water treatment.

Features and benefits

- Compact and ergonomic design
- High operating convenience
- DIT-M: Multilingual plain-text operator prompting
- DIT-L: Language-neutral user interface
- Interference filters and long-term stable LEDs without moving parts
- Long-term stable reagent tablets.

Options

- Data transfer to a PC or a printer with the optional DIT-IR infrared interface module.



Conex[®] DIA-G, DIS-G

Gas warning systems

Technical data

Conex[®] DIA-G:

Intelligent, membrane-covered gas sensors with integrated RAM for challenging measuring tasks.

Sensor type, production number, manufacturing date and slope are stored in the memory. Gas warning system for Cl₂, ClO₂, O₃ (amperometric and potentiostatic probes) and NH₃, HCl (potentiostatic probes).

Conex[®] DIS-G:

Rugged, low-budget gas sensors for dry rooms. Gas warning system for Cl₂, ClO₂, O₃ (amperometric probes).

Applications

- Gas dosing installations
- Monitoring of gas storage rooms.

Features and benefits

- Capable of monitoring two different gas storage rooms or two different gases at the same time.
- Simultaneous measurement and display of two measuring parameters
 - Optimum safety
 - Very short response time
 - Long and maintenance-free sensor service life
 - Automatic sensor recognition and auto calibration
 - Separate sensor interface for Conex[®] DIA-G for each potentiostatic sensor
 - Internal CAN bus for the connection of potentiostatic sensors
 - Optional acoustic and visual alarm device.



Polydos

Preparation systems for dry material and liquid polymers

Technical data

- Capacity range: Up to 10 m³/h of prepared solution with 60 minutes maturation time
- Concentration range: 0.05 to 0.5 %
- Water inlet: Shut-off valve, solenoid valve, pressure-reducing valve and contact water meter
- Maximum viscosity of the polymer solution: 2500 mPas
- Ultrasonic sensor for continuous level control with programmable cut-off points
- Flow proportional preparation.

Applications

Preparation of polymers, lime, activated carbon, aluminium sulphate, etc. for water, wastewater and sludge treatment.

Features and benefits

- Polydos: One-, two- or three-chamber units for handling, preparation and dosing of dry and liquid polymers and other material
- Dry and liquid material feeding system
- Fully automatic systems with PLC control.
- Graphic display with multilingual user interface
- Preparation and ripening chamber with electric agitators. Optional for the dosing chamber
- Contactless ultrasonic level sensor to enable flow proportional preparation.



Vaccumperm

Full-vacuum chlorine gas dosing systems for disinfection

Technical data

VGB: capacities up to 4 kg/h
 VGA: capacities up to 10 kg/h
 VGS: capacities up to 200 kg/h

Applications

- Water treatment in municipal waterworks and with independent water suppliers
- Treatment of wastewater
- Treatment of industrial process water and water in cooling towers
- Water treatment in public swimming pools and hotel pools.

Features and benefits

- Reliable full-vacuum systems
- Approved disinfection method complying with WHO drinking-water guidelines
- Systems for direct installation on chlorine gas cylinders or drums or for installation in header lines
- Fully automated systems (wall- or floor-mounted)
- Precise regulation and dosing of gaseous chlorine
- Simple handling and user-friendly design
- Complete range of accessories available on request: injectors, automatic changeover units, evaporators, liquid traps and gas-warning system.



Selcoperm SES 125-2000

On-site generation of sodium hypochlorite for disinfection

Technical data


Capacity: 110-1800 g/h
 Water consumption: 140-170 l per kg of prepared chlorine
 Salt consumption: 4 to 4.5 kg per kg of prepared chlorine
 Sodium hypochlorite concentration: 0.5 - 0.65 %
 Power consumption (AC): 5.5 to 6.5 kWh per kg of prepared chlorine.

Applications

- Water treatment in municipal waterworks and with independent water suppliers
- Treatment of wastewater
- Treatment of industrial process water and water in cooling towers
- Swimming-pool water treatment.

Features and benefits

- Compact, robust and safe design
- Only water, common salt and power are needed for the electrolysis method, and operating costs are very low
- Unique safety concept, meaning that no explosion-proof area is needed inside the building (conforms with Directive 2014/34/EU)
- Fresh sodium hypochlorite is always available and does not dissociate like commercial sodium hypochlorite solutions
- Simple handling and user-friendly design
- Low maintenance and a long service life due to robust components.



Selcoperm SES 5000-45000

On-site generation of sodium hypochlorite for disinfection

Technical data

Capacity: 5000-45000 g/h
 Water consumption: 125 l per kg of prepared chlorine
 Salt consumption: 3 to 3.5 kg per kg of prepared chlorine
 Sodium hypochlorite concentration: 0.8 - 0.85 %
 Power consumption (AC): 5 to 5.4 kWh per kg of prepared chlorine.

Applications

- Water treatment in municipal waterworks and with independent water suppliers
- Treatment of wastewater
- Treatment of industrial process water and water in cooling towers.

Features and benefits

- Unique safety concept, meaning that no explosion-proof area is needed inside the building (conforms with Directive 2014/34/EU)
- Safe and reliable method of producing sodium hypochlorite on site
- Only water, common salt and power are needed for the electrolysis, and operating costs are very low.
- Fresh sodium hypochlorite is always available and does not dissociate like commercial sodium hypochlorite solutions
- Low maintenance and a long service life due to robust components
- Standardised modular system
- Outstanding performance data.



Oxiperm

Chlorine dioxide preparation and dosing systems for disinfection

Technical data

OCD-164

- Capacity: up to 2 kg/h
- Hypochloric acid/sodium chlorite method with diluted chemicals:

HCl:	9 % by weight
NaClO ₂ :	7.5 % by weight.

OCC-164

- Capacity: up to 10 kg/h
- Hypochloric acid/sodium chlorite method with concentrated chemicals:

HCl:	33 % by weight
NaClO ₂ :	24.5 % by weight.

OCG-166

- Capacity: up to 10 kg/h
- Chlorine gas/sodium chlorite method:

NaClO ₂ :	24.5 % by weight
Cl ₂ :	3 g/l.

ISIA

- Capacity: up to 20 kg/h
- Hypochloric acid/sodium chlorite method with concentrated chemicals:

HCl:	31-33 % by weight
NaClO ₂ :	25 or 31 % by weight.

Applications

- Water treatment in municipal waterworks
- Treatment of industrial process water, washing water and cooling circuit water
- Disinfection in bottle wash systems, rinsers, CIP systems
- Disinfection in dairies (condenser vapour, pasteurisation).

Features and benefits

- On-site preparation of chlorine dioxide
- Ergonomic design
- Innovative dosing and calibration technology
- Complete chemical reaction within a minimum of time
- Low operating costs and low consumption of chemicals.



Oxiperm Pro

Compact chlorine dioxide preparation and dosing system for disinfection

Technical data

OCD-162

- Capacity: up to 60 g/h
- Concentration of pre-cursor chemicals:

HCl:	9 % by weight
NaClO ₂ :	7.5 % by weight.

Applications

- Water treatment in municipal waterworks, hotels, hospitals, retirement homes, sports facilities, shower facilities
- Treatment of industrial process water, washing water and cooling circuit water
- Disinfection in bottle wash systems, rinsers, CIP systems
- Disinfection in dairies (condenser vapour, pasteurisation).

Features and benefits

- Up to 90 % of the operating cost can be saved compared to thermal disinfection
- Compact system to be installed in confined spaces
- Ergonomic design. Operation and maintenance are performed from the front
- On-site preparation of chlorine dioxide
- Optional with chlorine dioxide control
- Simple assembly and startup. The system can be connected and put into operation with limited interruption of the water supply
- Complete chemical reaction within a minimum of time
- Low operating costs and low consumption of chemicals.



MobileDos

Portable dosing station

Technical data

MobileDos is a preassembled, compact and portable dosing station ready for connection to 5-30 litre containers.

Included components:

- System rack
- PE suction lance with jerrican adaptor, low-level and empty tank indication
- Mounting plate for a Smart Digital dosing pump
- Pressure relief valve and pressure loading valve
- Control cable, 5 m
- Outlet line, 6 m
- Injection unit.

The dosing pump can be selected from the Smart Digital range up to 30 l/h.

Applications

- Water and wastewater treatment
- Washing systems
- Swimming pools
- Process plants
- Paper production
- Food and beverage industry.

Features and benefits

- Flexible system for a wide range of applications and dosing tasks
- Suitable for many different chemicals due to high-quality materials
- Minimal installation and commissioning effort.



DTS

Dosing tank stations

Technical data

A DTS includes a tank and some installation material, and is prepared for one of the following dosing pumps: DDA, DDC, DDE, DDI 60-10 and DMX up to 50 l/h.

Components available for DTS:

- Mounting material for the dosing pumps: DDA, DDC, DDE, DDI 60-10 and DMX up to 50 l/h
- Dosing tanks up to 1000 l
- Electric agitator or hand mixer
- Collecting tray
- Outlet line with flow switch for empty and pre-empty indication
- Multifunction valve
- Injection unit
- Dosing line
- Drain valve
- Tank inlet valve.

Dosing tank stations are preassembled from the factory. The dosing pump has to be ordered separately.

Applications

- Water and wastewater treatment
- Washing systems
- Swimming pools
- Process plants
- Paper production
- Food and beverage industry.

Features and benefits

- Flexible system for a wide range of applications and dosing tasks
- Suitable for a lot of chemical media due to high quality materials
- Minimal installation and commissioning effort.



AQtap

Water dispenser for water kiosks

Technical data

- Hydraulic capacity: 1 m³/h under normal operating conditions
- Dimensions: l:400 x w:500 x h:210 mm
- Power supply: grid power AC connection 110-240 V, 50/60 Hz
- Solar panel DC voltage: 15-45 V / 3 A
- Water temperature: 0.1 - 30 °C
- Pipe connection: inlet 1", outlet 1/2"
- User interface: touch and sound
- Water quality: WHO drinking-water standards
- Inlet pressure range: 0.2 - 4 bar
- Strainer: included
- Water Management System: platform for remote monitoring and data management.

Applications

- Water kiosk connected to local water supply
- Water kiosk connected to water network
- Community drinking-water supply.

Features and benefits

- Transparent and efficient revenue collection through water credit smart cards
- Mobile payment, option for water credit purchase
- Intelligent water management
- Solar with battery and/or grid power supply
- User-friendly, precise dispensing with minimum water wastage.



AQpure UF

Modular and automated ultrafiltration water treatment system for drinking water

Technical data

- Water production: up to 2 m³/h
- Membrane type: hollow fibre, dead-end, outside-in
- Membrane pore size: 0.03 µm
- Bacteria/Virus removal: up to log 6 / log 2.5
- Turbidity removal: < 0.1 NTU
- Suspended solids removal: < 0.5 mg/l
- Power supply: 200-240 V, 1-phase, 50/60 Hz
- Dimensions: l:1600 x w:800 x h:2300 mm
- Remote monitoring for easy maintenance planning and downtime reduction
- Internal CIP and backwash systems.

Applications

- Off-grid community drinking-water supply
- Water kiosks, in combination with Grundfos AQtap
- Water factories and mobile water containers
- Treatment of water containing bacteria, viruses and particles
- Treatment of harvested rainwater
- Water treatment for commercial buildings.

Features and benefits

- Self-adaptive control to handle fluctuations in raw water quality
- Optimal reliability and long service intervals
- Solar with battery and /or grid power supply
- Low consumption of energy and chemicals
- Modular concept for simple optimal system sizing
- Prefabricated for easy installation.



DynaFilter

Inline process-water treatment system for metal working industry

Technical data

- Capacity: 200-600 l/h
- Compliance: VDA 16 and DIN ISO 16232 Standards
- Media: water, degreasing chemicals, oil, emulsion
- Media temperature: 10-65 °C
- Operating pressure: max. 3.5 bar
- Membrane material: Ceramic, R-SiC
- Power consumption: 1-2 kWh/m³
- Weight dry: 400 kg
- Dimensions: l:2600 x w:600 x h:1400 mm.

Applications

- Parts washers in metal working industry
- Total particle and emulsified oil removal.

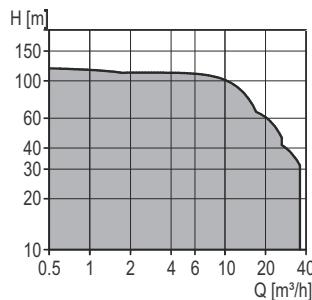
Features and benefits

- Dynamic membrane filtration and separation technology
- Saving water, chemicals and energy
- Reducing environmental impact and costs
- Maintenance-free
- Automatic operation
- Remote monitoring and control
- Very simple installation on existing parts washers
- Optional CIP unit.



CM, CME, CMV

Multistage centrifugal pumps



Technical data

- | | |
|---------------------|---------------------------|
| Flow rate: | max. 36 m ³ /h |
| Head: | max. 130 m |
| Liquid temperature: | -30 to +120 °C |
| Operating pressure: | max. 16 bar |

Applications

- Washing and cleaning
- Water treatment
- Temperature control
- Pressure boosting.

Features and benefits

- Compact design
- Modular design
- Very low noise level down to 50 dB(A).

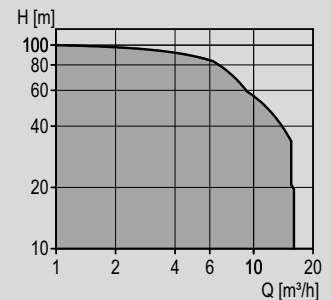
Options

- Customised products
- Built-in or stand-alone
- Variable frequency drive.
- Available as a self-priming variant with a suction lift of up to 8 metres.



CMBE TWIN

Frequency-controlled two-pump booster systems



Technical data

- | | |
|---------------------|---------------------------|
| Flow rate: | max. 16 m ³ /h |
| Head: | max. 100 m |
| Liquid temperature: | 0 to 60 °C |
| Operating pressure: | max. 10 bar |

Applications

- Two-family houses
- Cluster homes
- Blocks of flats
- Schools
- Small hotels
- Small industrial plants and businesses
- Hospitals
- Agriculture and irrigation.

Features and benefits

- Constant pressure via integrated speed control
- Automatic cascade control and pump alternation
- Multi Master, redundant sensor
- Compact construction
- Robust, stainless steel
- Easy installation
- Dry-running protection
- Low noise level, 55 dB(A)
- Low energy consumption, IE5 motors.

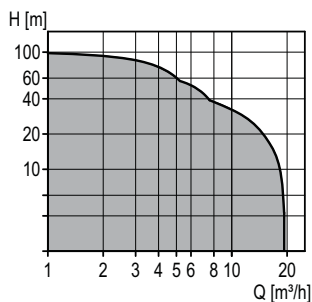
Options

- Inlet pressure switch that meets DIN 1988-500 (EN 806)
- Stainless steel I (AISI316Ti)
- Manifold kit (inlet and outlet pipes)
- Remote control by means of Grundfos GO Remote.
- Communication to BMS/SCADA system.



CMBE

Frequency-controlled booster systems



Technical data

Flow rate:	max. 16 m ³ /h
Head:	max. 99 m
Liquid temperature:	0 to 60 °C
Operating pressure:	max. 10 bar

Applications

- Single-family houses
- Two-family houses
- Cluster homes
- Blocks of flats
- Schools
- Small hotels and guest houses
- Small office buildings.

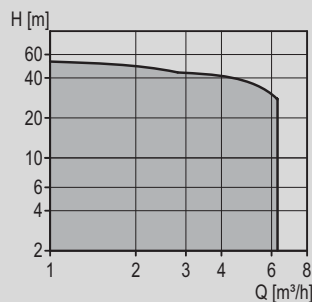
Features and benefits

- Constant pressure via integrated speed control
- Compact construction
- Robust, stainless steel
- Easy installation
- Dry-running protection
- Low noise level, 55 dB(A)
- Available with inlet pressure switch that meets DIN 1988-500
- Low energy consumption, IE5 motors.



CMB PM1, CMB-SP PM1, CMB PM2, CMB-SP PM2

Pressure manager booster systems



Technical data

Flow rate:	max. 6.5 m ³ /h
Head:	max. 55 m
Liquid temperature:	0 to 60 °C
Operating pressure:	max. 10 bar

Applications

- Single- and two-family houses
- Cluster homes
- Blocks of flats
- Schools
- Small hotels and guest houses
- Small office buildings.

Features and benefits

- Cast-iron and stainless-steel variants
- Compact
- Easy installation
- Automatic resetting of alarms
- Dry-running protection
- Anti-cycling (leakage detection)
- Maximum continuous operating time (CMB PM2 only)
- Self-priming down to 8 metres (CMB-SP only).

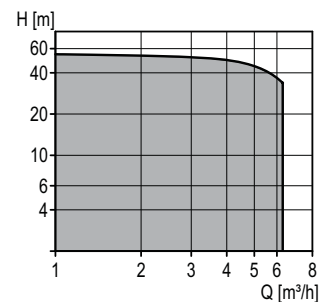
Options

- Available as a self-priming variant with a suction lift of up to 8 metres.



CMB PT, CMB PS

Booster systems with CM pumps



Technical data

Flow rate:	max. 6.2 m ³ /h
Head:	max. 47 m
Liquid temperature:	0 to 60 °C
Operating pressure:	max. 10 bar

Applications

- Single- and two-family houses
- Cluster homes
- Blocks of flats
- Schools
- Small hotels and guest houses
- Small office buildings.

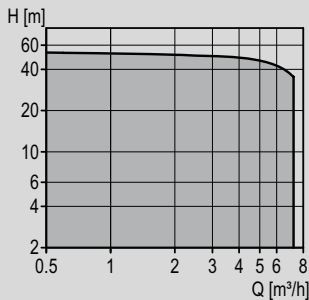
Features and benefits

- CM pump
- Pressure tank to minimise the number of pumps starts
- Motor protection (single-phase variants)
- Automatic operation.



RCME

Rainwater harvesting system with buffer tank, CME Booster and feed pump



Technical data

Flow rate: max. 6 m³/h
 Head: max. 50 m
 Liquid temperature: 3 to 40 °C
 Operating pressure: max. 10 bar

Applications

- Rainwater harvesting
- Cleaning systems
- Washing machines
- Toilet flushing
- Garden irrigation.

Features and benefits

- Compact solution
- High reliability
- Simple installation
- User-friendly operating panel
- Digital outputs for BMS system.



Rainwater control

Control and monitoring unit for rainwater harvesting

Technical data

Supply voltage: 3 x 400 V
 Enclosure class: IP54

All motor sizes can be connected.

Applications

- Rainwater harvesting
- Cleaning systems
- Washing machines
- Toilet flushing
- Garden irrigation.

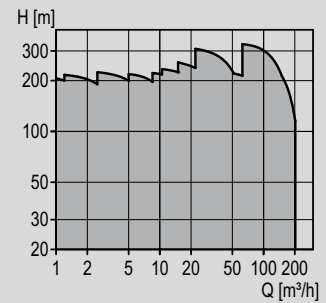
Features and benefits

- Easy installation and startup
- Simple control
- Application-optimised software
- User-friendly operating panel
- Fully scalable for pump and tank(s)
- Digital outputs for BMS system.



CR, CRI, CRN

Multistage centrifugal pumps



Technical data

Flow rate: max. 200 m³/h
 Head: max. 330 m
 Liquid temperature: -40 to +180 °C
 Operating pressure: max. 40 bar

Applications

- Washing systems
- Cooling and air-conditioning systems
- Water supply systems
- Water treatment systems
- Firefighting systems
- Industrial plants
- Boiler feed systems.

Features and benefits

- Reliability
- High efficiency
- Service-friendly
- Space-saving
- Suitable for slightly aggressive liquids.

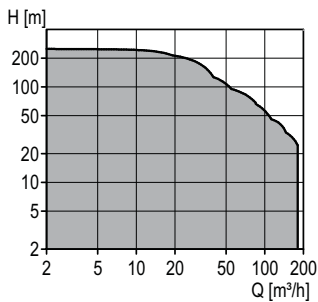
Options

- Dry-running protection and motor protection via LiqTec.



CRE, CRIE, CRNE

Multistage centrifugal pumps - electronically controlled



Technical data

Flow rate:	max. 180 m ³ /h
Head:	max. 250 m
Liquid temperature:	-40 to +180 °C
Operating pressure:	max. 33 bar

Applications

- Washing systems
- Cooling and air-conditioning systems
- Water supply systems
- Water treatment systems
- Firefighting systems
- Industrial plants
- Boiler feed systems.

Features and benefits

- Wide range
- Reliability
- In-line design
- High efficiency
- Service-friendly
- Space-saving
- Many control facilities.

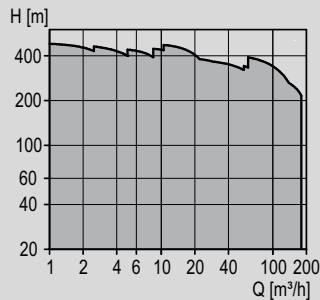
Options

- Wireless remote control by means of Grundfos GO Remote.



CR, CRN high pressure

Multistage centrifugal pumps



Technical data

Flow rate:	max. 180 m ³ /h
Head:	max. 480 m
Liquid temperature:	-30 to +120 °C
Operating pressure:	max. 50 bar

Applications

- Washing systems
- Water treatment systems
- Industrial plants
- Boiler feed systems.

Features and benefits

- Reliability
- High pressures
- Service-friendly
- Space-saving
- Suitable for slightly aggressive liquids
- Single-pump solution enabling high pressure.

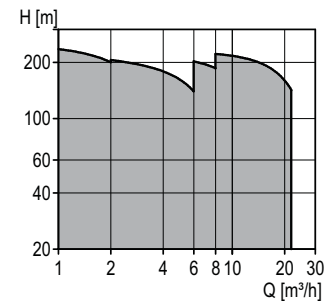
Options

- Dry-running protection and motor protection via LiqTec.



CRT

Multistage centrifugal pumps



Technical data

Flow rate:	max. 22 m ³ /h
Head:	max. 250 m
Liquid temperature:	-20 to +120 °C
Operating pressure:	max. 25 bar

Applications

- Process-water systems
- Washing in cleaning systems
- Seawater systems
- Pumping of acids and alkalis
- Ultrafiltration systems
- Reverse osmosis systems
- Swimming baths.

Features and benefits

- High corrosion resistance
- Reliability
- High efficiency
- Service-friendly
- Space-saving.

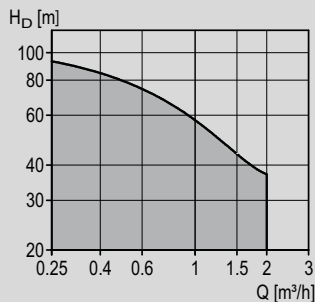
Options

- Dry-running protection and motor protection via LiqTec.



CR DW

Ejector pumps



Technical data

Operating pressure: max. 16 bar
 Ambient temperature: max. 40 °C
 Liquid temperature: max. 40 °C

Applications


- Minor water-supply systems
- irrigation in agriculture and horticulture
 - liquid transfer on farms with own well
 - weekend cottages.

Features and benefits

- Four sizes and two material versions. One with all wetted parts made of stainless steel
- Suitable for wells down to 90 m
- Service-friendly
- Pump head and base made of electro-plated cast iron.

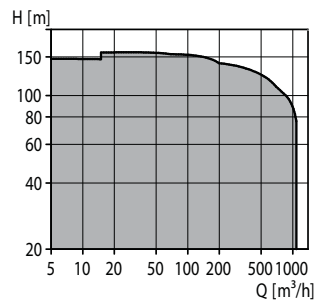
Options

- Hose kit for simple change from CPE/CPES to CR DW.



Hydro MPC

Turnkey booster system with CR, CRI, CRIE pumps for transfer and pressure boosting of water



Technical data

Flow rate: max. 1080 m³/h
 Head: max. 155 m
 Liquid temperature: 0 to 60 °C
 Operating pressure: max. 16 bar

Applications

- Water supply systems
- Irrigation systems
- Industrial plants
- Commercial buildings.

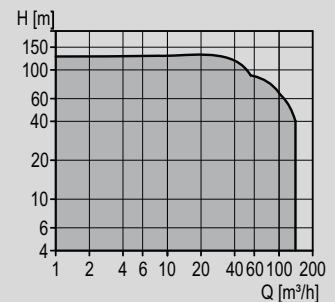
Features and benefits

- 2-6 pumps in cascade
- Easy installation and startup
- Large user-friendly display
- Energy-optimised control
- Data communication
- Perfect constant pressure
- Application-optimised software.



Hydro Multi-E

Turnkey booster system with CRE, CRIE or CME pumps for pressure boosting of water in buildings



Technical data

Flow rate: max. 140 m³/h
 Head: max. 133 m
 Liquid temperature: 0 to 60 °C
 Operating pressure: max. 16 bar.

Applications

- Blocks of flats
- Hotels
- Hospitals
- Schools
- Office buildings.

Features and benefits

- 2-4 pumps in cascade
- Plug-and-pump solution
- Easy to control
- Low energy consumption
- Data communication
- Multimaster function
- Perfect constant pressure.

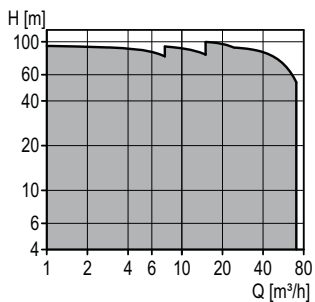
Options

- Wireless remote control by means of Grundfos GO Remote.



Hydro Multi-S

Fixed-speed booster system with CR, CM or CMV pumps



Technical data

Flow rate: max. 72 m³/h
 Head: max. 103 m
 Liquid temperature: 5 to 60 °C
 Operating pressure: max. 16 bar

Applications

- Blocks of flats
- Hotels
- Schools.

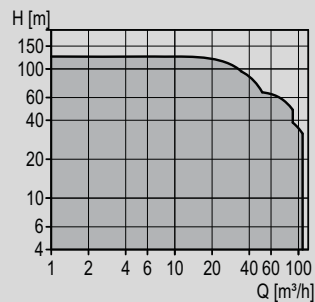
Features and benefits

- 2-3 pumps in cascade
- Plug-and-pump solution
- Simple and robust design
- Easy to service and maintain.



Hydro Multi-B

Turnkey booster system with CM, CME pumps for pressure boosting of water in buildings



Technical data

Flow rate: max. 108 m³/h
 Head: max. 125 m
 Liquid temperature: 0 to 60 °C
 Operating pressure: max. 16 bar

Applications

- Blocks of flats
- Hotels
- Hospitals
- Schools
- Office buildings.

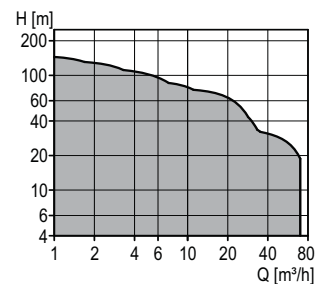
Features and benefits

- 2-3 pumps in cascade
- Plug-and-pump solution
- Simple interface for control
- Energy-optimised control
- Data communication
- Perfect constant pressure
- Small footprint.



Hydro Solo-E

Turnkey booster system with CRE pumps for pressure boosting of water in buildings



Technical data

Flow rate: max. 70 m³/h
 Head: max. 149 m
 Liquid temperature: 0 to 70 °C
 Operating pressure: max. 16 bar

Applications

- Single-family houses
- Cottages
- Farms
- Process water
- Irrigation.

Features and benefits

- Plug-and-pump solution
- Easy to control
- Low energy consumption
- Data communication
- Perfect constant pressure.

Options

- Wireless remote control by means of Grundfos GO Remote.



BMP

Piston pumps for liquid transfer under high pressure

Technical data

Flow rate:	max. 10.2 m ³ /h
Head:	max. 1630 m
Liquid temperature:	3 to 50 °C
Operating pressure:	max. 160 bar

Applications

- Cleaning and washing
- Injecting
- Misting
- Processing
- Desalination of brackish water and seawater.

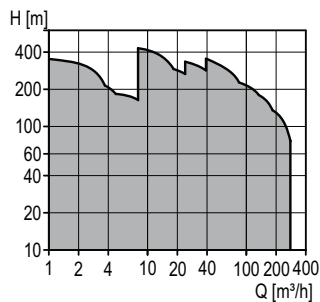
Features and benefits

- High efficiency
- Small, lightweight pump
- Generates insignificant pulsations in the outlet line
- No preventive maintenance required
- Long service life
- Few wear parts
- Wide speed control range
- Extreme recirculation capability without overheating (up to 90 %)
- Lubricated by the pumped liquid
- Compact design.



BM

4", 6", 8" booster modules



Technical data


Flow rate:	max. 265 m ³ /h
Head:	max. 430 m
Liquid temperature:	0 to 40 °C
Operating pressure:	max. 60 bar

Applications

- Reverse osmosis systems
- Water supply systems
- Water treatment systems
- Industrial plants
- High-rise buildings.

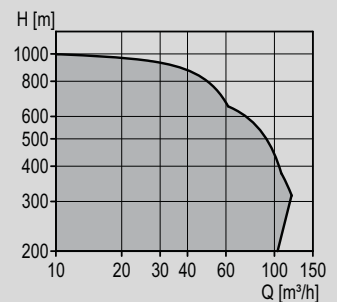
Features and benefits

- High-pressure boosting
- Various material versions
- Low noise level
- Simple installation
- Modular design
- Compact design
- Leakage-free
- In-line.



BMSs, BMST, BMSX

High-pressure booster systems



Technical data

Flow rate:	max. 120 m ³ /h
Head:	max. 820 m
Liquid temperature:	0 to 40 °C
Operating pressure:	max. 82 bar

Applications

- Reverse osmosis systems
- Water supply systems
- Water treatment systems
- Industrial plants.

Features and benefits

- High-pressure boosting
- High-pressure/high-flow
- Low-energy consumption
- Simple installation
- Compact design
- Modular design
- Leakage-free
- Small footprint
- Low weight
- VFD self-test at startup
- Overload protection
- Low noise level.

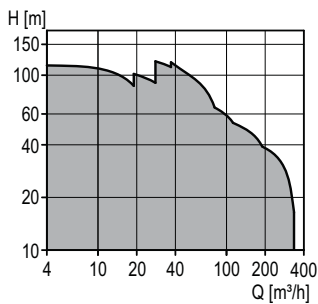
Options

- Permanent-magnet high speed
- Asynchronous high-speed motor.



BMhp, BMSHp

High-pressure booster systems



Technical data

Flow rate:	max. 310 m ³ /h
Head:	max. 110 m
Liquid temperature:	0 to 40 °C
Inlet pressure:	max. 80 bar
Operating pressure:	max. 82 bar

Applications

The BMhp booster module is the optimum solution for these applications:

- Sealless pumps
- Pumps capable of handling high system pressures
- High heads
- Quiet operation
- A minimum of maintenance
- Reverse osmosis systems
- Water supply systems
- Water treatment systems
- Industrial plants.

Features and benefits

- High flow
- High inlet pressure
- Simple installation.

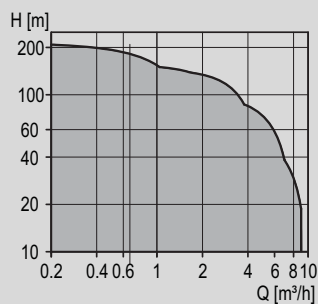
Options

- MGE motor
- MG motor.



SQ, SQE

3" submersible pumps



Technical data

Flow rate:	max. 9 m ³ /h
Head:	max. 237 m
Liquid temperature:	0 to 40 °C
Installation depth:	max. 150 m

Applications

- Domestic water supply systems
- Groundwater supply to waterworks
- Irrigation in horticulture and agriculture
- Groundwater lowering
- Industrial applications.

Features and benefits

- Integrated dry-running protection
- Overload protection
- Overtemperature protection
- Over- and undervoltage protection
- Protection against upthrust
- Wear resistance
- Soft start
- High efficiency.

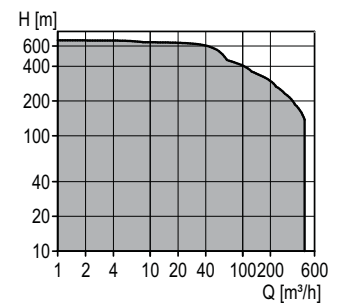
Options

- SQE can be protected, monitored and controlled by the CU 300 and CU 301.



SP A, SP, SP-G

4", 6", 8", 10", 12" submersible pumps



Technical data

Flow rate:	max. 470 m ³ /h
Head:	max. 670 m
Liquid temperature:	0 to 60 °C
Installation depth:	max. 600 m

Applications

- Groundwater supply to waterworks
- Irrigation in horticulture and agriculture
- Groundwater lowering
- Pressure boosting
- Industrial applications
- Fountains
- Mining
- Offshore.

Features and benefits

- High efficiency
- Stainless steel components throughout and replaceable wear parts for long service life
- Sand content up to 150 g/m³.

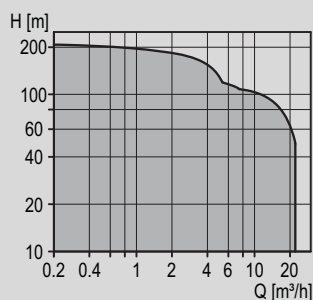
Options

- A wide range of accessories
- Grundfos GO Remote, wireless remote control
- Complete range of zinc anodes for SP
- Complete range of flow sleeves for SP
- Available in 3 grades of stainless steel, EN 1.4301, EN 1.4401 or EN 1.4539
- Motor protection via MP 204.



SQE-NE, SP-NE

Remediation and sampling pumps



Technical data

Flow rate:	max. 22 m ³ /h
Head:	max. 215 m
Liquid temperature:	0 to 40 °C
Installation depth:	max. 600 m

Applications

- Pumping contaminated groundwater
- Sampling
- Remedial pumping.

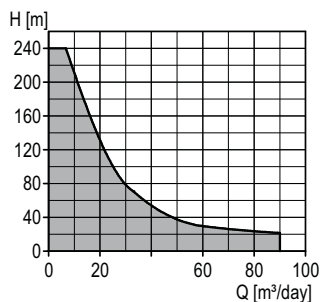
Features and benefits

- SQE-NE: See SQE
- SP-NE: See SP.



SQFlex

Renewable-energy based water supply systems



Technical data

Flow rate:	max. 90 m ³ /day
Head:	max. 200 m
Liquid temperature:	0 to 40 °C
Supply voltage:	30-300 VDC, 1 x 90-240 V, 50/60 Hz
Installation depth:	max. 150 m

Applications

- Villages, schools, hospitals, single-family houses
- Farms and greenhouses
- Game parks and game farms
- Conservation areas.

Features and benefits

- Energy supply from solar modules, wind turbine, generator or batteries
- Maximum power point tracking, MPPT
- Simple installation
- Reliable water supply
- Virtually no maintenance
- Expansion possibilities
- Cost-efficient pumping
- Dry-running protection.



MGFlex

Renewable-energy based motors and water supply systems

Technical data

- Power input (P1) of 40 to 880 W and 60 to 1730 W
- Motor speed of 1000 to 3600 min⁻¹
- Maximum input current of 4.6 and 8.9 A.
- 30-300 VDC
- 1 x 90-240 VAC, 50/60 Hz
- The MGFlex motor can be mounted on Grundfos CR and MTR (as float pump) pumps.

Applications

The Grundfos solar surface pump system is designed for renewable energy supply. Powered by a solar panel, the system is especially suitable for supplying water in applications such as:

- Irrigation
- Watering of livestock
- Pressure boosting
- Floating pump
- Recirculation of swimming-pool water (OEM).

Features and benefits

- Energy supply from solar modules, generators or batteries
- Maximum power point tracking, MPPT
- Overvoltage and undervoltage protection
- Wide voltage range
- Overload protection
- Overtemperature.



RSI

Renewable solar inverter for three-phase pumps

Technical data

Input voltage: 400-800 VDC
230-380 VDC

Output voltage: 3 x 208-240 VAC
3 x 380-440 VAC

Motor sizes from 1.5 kW to 37 kW.

Applications

The intelligent IP66 off-grid Solar Inverter (RSI) is designed to run with large Grundfos pumps, greatly expanding possibilities for solar water solutions offering low or nearly no operating costs.

The RSI is easy to set up and install, and pairs easily with SP submersible pumps as well as a broad range of Grundfos pumps, creating a modular system which allows maximum components flexibility.

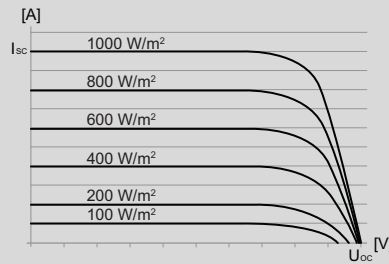
Features and benefits

- Energy supply from solar modules and generators
- IP66 weatherproof outdoor installation
- Quick setup with Grundfos pumps
- AC/DC compatible
- Maximum power point tracking, MPPT
- Overvoltage and undervoltage protection
- Overload protection
- Overcurrent protection
- Overtemperature protection of inverter
- Operation history memory.



Solar modules

Solar modules for pumps and systems that rely on a renewable-energy source



Technical data

Peak power: 2700 W
Voltage (Ump): 31.4 VDC.
Current (Imp) 8.76 A
Connector MC4
Net weight 18 kg

Applications

Grundfos solar modules are suitable for the SQFlex, MGFlex and RSI water supply systems based on renewable-energy sources.

Each solar module is equipped with plugs and sockets for easy connection of several modules in parallel or series. Plugs and cables are accessories for some models. The solar modules must be mounted on a support structure, tilted at an angle ensuring optimum utilisation of the solar energy.

Warranties

Power output:

- 25 years limited warranty of 80 % power output.
- 12 years limited warranty of 90 % power output.

Workmanship: 2 years.



CU 200, CIU 273, IO50, IO101, IO102

Renewable-energy controllers

Technical data

- 30-300 VDC
- 1 x 90-240 VAC, 50/60 Hz.

Applications

SQFlex

- CU 200: monitoring and tank level control
- CIU 273: monitoring, tank level control and Grundfos Remote Management
- CIU 903: monitoring and tank level control
- SQFlex and MGFlex
- IO50: on/off control
- IO101: on/off control and generator backup
- IO102: on/off control and wind turbine.

Features and benefits

- Easy installation
- Status indication (CU 200, CIU 273)
- Fault indication (CU 200, CIU 273)
- Automatic AC to DC switch (IO 101)
- Automatic pump operation (CU 200, CIU 273, CIU 903).

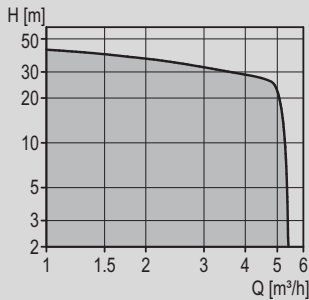
Options

- CIU 273 and CIU 903 works with Grundfos GO Remote.
- CIU 273 and CIU 903 can be used with pulsating flow meter.



JP

Self-priming jet pumps for small-scale water supply



Technical data

Flow rate:	max. 5 m ³ /h
Head:	max. 48 m
Liquid temperature:	0 to 40 °C (S1) / 60 °C (S3)
Suction lift:	max. 8 m
Operating pressure:	max. 6 bar

Applications

- Households
- Garden irrigation
- Car wash
- Small-scale agriculture and horticulture
- Light commercial applications
- Pool cleaning (AISI 316 variant only).

Features and benefits

- Self-priming, featuring a suction lift of up to 8 m
- Robust design and corrosion-free materials for a long lifetime
- Lifting handle for easy moving.

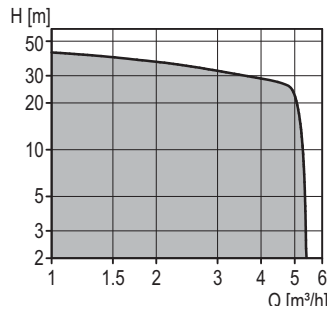
Options

- AISI 316 variant for pool cleaning.



JP Booster with pressure tank

Self-priming jet booster for small-scale water supply



Technical data

Flow rate:	max. 5 m ³ /h
Head:	max. 48 m
Liquid temperature:	0 to 40 °C (S1) / 60 °C (S3)
Suction lift:	max. 8 m
Operating pressure:	max. 6 bar

Applications

- Single- and two-family houses
- Garden irrigation
- Car wash
- Small-scale agriculture and horticulture
- Light commercial applications

Features and benefits

- Self-priming
- Automatic start/stop according to consumption
- Pressure gauge
- Pressure tanks reduce starts and stops
- Reduced waterhammer in the pipes.

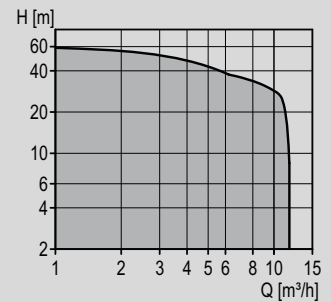
Options

- Vertical pressure tank
- Horizontal pressure tank.



JPC, JPA

Self-priming jet pumps and boosters



Technical data

Flow rate:	max. 10.5 m ³ /h
Head:	max. 61 m
Suction lift:	max. 8 m
Liquid temperature:	0 to 35 °C
Operating pressure:	max. 7.5 bar

Applications

- Gardens
- Hobby activities
- Agriculture
- Horticulture.

Features and benefits

- Self-priming
- Strong suction capacity
- Handle small sandy impurities with ease
- Built-in thermal protection.

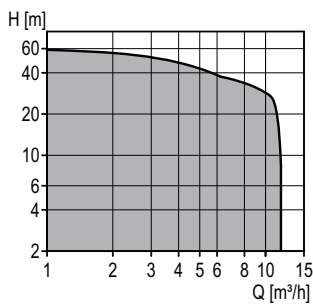
Options

- Available with a pressure manager for automatic start-stop and added protective functions
- Available with a pressure tank to minimise the number of starts
- Available with a pressure switch.



JPC PT, JPA PT, JPD PT

Self-priming jet pumps and boosters



Technical data

Flow rate:	max. 1000 m ³ /h
Head:	max. 160 m
Liquid temperature:	-25 to +140 °C
Operating pressure:	max. 25 bar

Applications

- Single- or two-family households
- Summer houses and weekend cottages.

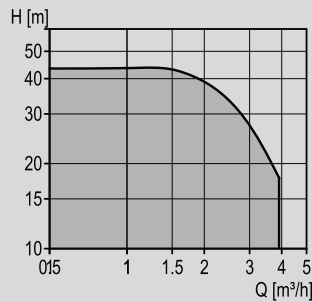
Features and benefits

- Self-priming
- Robust design
- Corrosion-free materials
- Constant water supply
- Automatic start-stop.



SCALA2

Single-stage standard pumps - electronically controlled



Technical data

Flow rate:	max. 4 m ³ /h
Head:	max. 45 m
Liquid temperature:	45 to 55 °C
Operating pressure:	max. 10 bar

Applications

- Pressure boosting of mains water
- Pressure boosting of water from roof tanks
- Pressure boosting of water from break tanks
- Pressure boosting of water from ground water
- Water supply from shallow wells, less than 8 m.

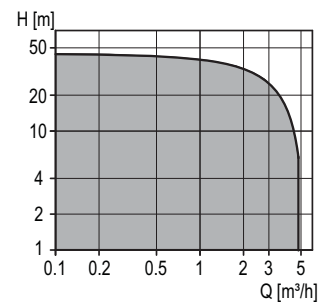
Features and benefits

- Adjustable constant pressure
- Low noise, less than 47 dB(A) in typical use
- Compact
- Robust and reliable
- Easy installation and self-priming
- Dry-running protection.



MQ

Multistage centrifugal self-priming pumps



Technical data

Flow rate:	max. 5 m ³ /h
Head:	max. 48 m
Liquid temperature:	0 to 35 °C
Operating pressure:	max. 7.5 bar

Applications

- Single- or two-family houses
- Weekend cottages
- Farms
- Greenhouses.

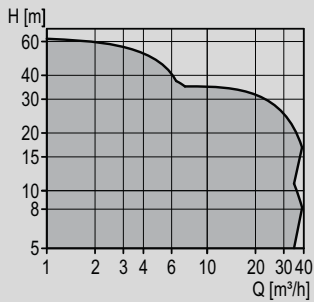
Features and benefits

- All-in-one booster unit
- Easy to install
- Easy to operate
- Self-priming
- Dry-running protection with automatic reset
- Low noise level
- Maintenance-free.



NS, PF

Centrifugal pumps and compact peripheral centrifugal pumps



Technical data

Flow rate:	max. 38 m ³ /h
Head:	max. 60 m
Liquid temperature:	0 to 35 °C
Operating pressure:	max. 10 bar

Applications

- Domestic applications
- Water supply
- Light gardening applications
- Draining and filling of cisterns
- Light industrial applications, such as feeding
- Pressurised boilers (anti-condensation).

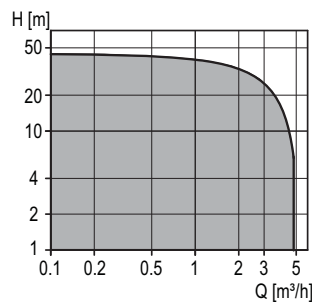
Features and benefits

- The pumps are efficient solutions in a simple design for the transfer of water.
- The materials of the pumps ensure an excellent robustness.
- All single-phase versions have built-in overload protection.



RMQ

Units for monitoring and control of rainwater collection and utilisation systems



Technical data

Flow rate:	max. 5 m ³ /h
Head:	max. 48 m
Liquid temperature:	0 to 35 °C
Operating pressure:	max. 7.5 bar

Applications

- Single- or two-family houses
- Weekend cottages
- Farms
- Gardens and greenhouses.

Features and benefits

- Automatic changeover between rainwater tank and integrated mains water tank.
- Manual changeover between rainwater tank and integrated mains water tank.
- Acoustic and visual alarm in case of overflow in integrated mains water tank.

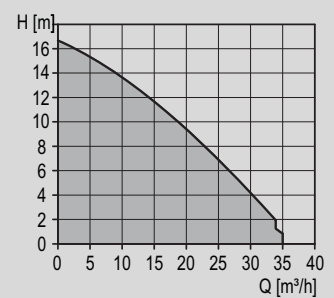
Options

- Control of additional booster pump
- Backflow monitoring equipment.



UNILIFT, KPC

Submersible drainage and effluent pumps



Technical data

Flow rate:	max. 31 m ³ /h
Head:	max. 17 m
Liquid temperature:	0 to 55 °C
Installation depth:	max. 10 m

Applications

- Drainage of flooded cellars
- Pumping of domestic wastewater
- Groundwater lowering
- Emptying of swimming pools and excavations
- Emptying of drain wells
- Emptying of tanks and reservoirs.

Features and benefits

- Simple installation
- Service- and maintenance-free.

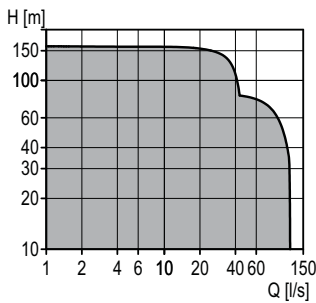
Options

- Unilift CC is suitable for low suction
- Unilift CC has an optional horizontal outlet
- Unilift AP35/50 and AP35B/50B have a vortex impeller
- Unilift AP35B and AP50B have auto-coupling and horizontal outlet
- KPC 24/7 is suitable for continuous operation in applications such as fish ponds.



DWK

Heavy-duty dewatering pumps



Technical data

Flow rate: max. 120 l/s
 Head: max. 160 m
 Liquid temperature: 0 to 40 °C

Applications

- Dewatering
- Construction sites
 - Excavation sites
 - Tunnels
 - Mines
 - Draining
 - Underground building pits
 - Industrial pits
 - Stormwater pits.

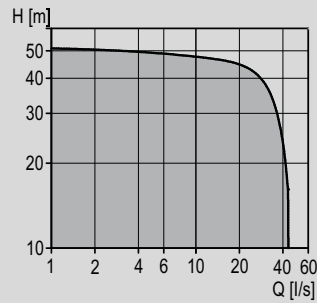
Features and benefits

- Durability
- Ductile/high-chrome impeller
- Easy to operate
- High efficiency
- Compact design
- High-pressure capabilities.



DPK

Submersible drainage pumps



Technical data

Flow rate: max. 45 l/s
 Head: max. 51 m
 Liquid temperature: 0 to 40 °C

Applications

- Draining
- Underground building pits
 - Industrial pits
 - Stormwater pits.

Features and benefits

- High-pressure capabilities
- Flexible installation
- Easy to service and maintain.

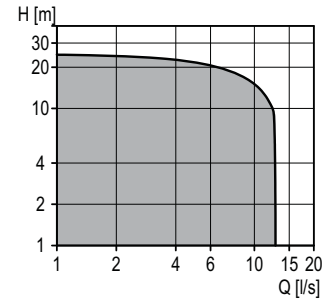
Options

- Different outlet connections
- Auto-coupling system
- Monitoring unit.



DP, EF

Drainage and effluent pumps



Technical data

Flow rate: max. 12.8 l/s (46 m³/h)
 Head: max. 25 m
 Liquid temperature: 0 to 40 °C
 Outlet diameter: Rp 2 to DN 65

Applications

- Drainage
- Effluent
- Wastewater
- Process water.

Features and benefits

- Cable plug connection
- Unique clamp connection
- Single-channel and vortex impellers
- Solids passage up to 65 mm
- Unique cartridge shaft seal
- Modular design
- Minimum downtime.

Options

- AUTO_{ADAPT} functions
- Available in explosion-proof version
- A wide range of customised solutions available.

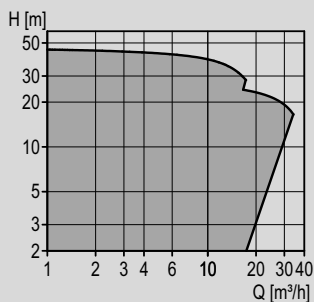
Related products and solutions

- "Control DC"
- Pumping stations; "PS.R", "PS.W" and "PS.G".



SEG

Grinder pumps



Technical data

Flow rate:	max. 9.44 l/s
Head:	max. 47 m
Liquid temperature:	0 to 40 °C

Applications

- Pumping of wastewater with toilet waste through pipes of \varnothing 40 and up.

Features and benefits

- Service-friendly
- Installation on foot or auto-coupling
- Continuous operation with fully submerged pump
- Built-in motor protection
- SmartTrim
- Improved grinder system
- Totally sealed cable plug.

Options

- Wide range of accessories
- Monitoring and control of one or several pumps
- AUTO_{ADAPT} functions
- Available in explosion-proof versions
- A wide range of customised solutions available.

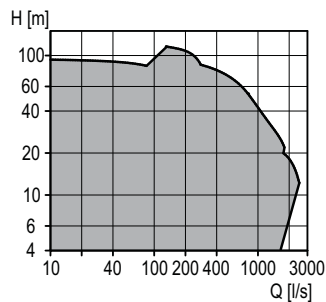
Related products and solutions

- "Control DC"
- Pumping stations; "PS.R", "PS.W" and "PS.G".



S pumps

Supervortex pumps, single- or multichannel impeller pumps



Technical data

Flow rate:	max. 2,500 l/s
Head:	max. 116 m
Liquid temperature:	0 to 40 °C
Outlet diameter:	DN 80-800
Particle size:	max. \varnothing 145

Applications

- Transfer of wastewater
- Transfer of raw water
- Pumping of sludge-containing water
- Pumping of industrial effluent.

Features and benefits

- SmartTrim
- Operation with or without cooling jacket
- Submerged or dry installation
- Different types of impellers
- Built-in motor protection.

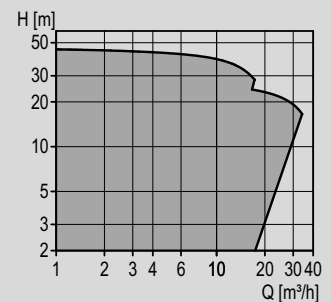
Options

- Control and protection systems
- External cooling water
- External seal flush system
- Sensors for monitoring of pump conditions
- Various cast stainless-steel versions available
- Available in explosion-proof versions
- A wide range of customised solutions available.



KPL, KPG, KWM

Propeller and mixed-flow pumps for column installation



Technical data

Flow rate:	max. 9,200 l/s
Head:	max. 25 m
Liquid temperature:	0 to 40 °C

Applications

- Flood and stormwater control
- Large volume drainage and irrigation
- Raw-water intake
- Transfer of liquids in large-scale municipal sewage treatment plants
- Circulation of large quantities of water.

Features and benefits

- Patented Turbulence Optimizer™ reducing turbulence and increasing efficiency
- World class total efficiency in a compact and lightweight design.
- Self-cleaning hydraulics reducing the risk of jamming and clogging
- Available with a wide range of sensors
- A wide range of customised solutions available.

Related products and solution

- "SRG" recirculation pumps (for lower flow rates)
- "Control DC"
- "CUE" frequency converters (available up to 250 kW).



PS.R

PE (polyethylene) pumping stations

Technical data

Diameter: D500/400, D800/600, D1000/800, D1200/1000, D1700/1400
 Depth: 1.5 - 6.0 m
 Outlet pipe size: DN 40-100
 Liquid temperature: max. 40 °C

Pit made of PEHD, pipes and valves made of PE or stainless steel.

With or without valve chamber.

Applications


- Drainage
- Effluent, rainwater and surface water
- Wastewater.

Features and benefits

- Modular flexibility
- Corrosion-free materials
- Increased sump volume prevents buoyancy
- Easy installation
- Sturdy design
- Inlet holes drilled on site
- Design of sump limits sludge and odour problems.

Options

- Pumps
- Service-friendly design
- Controls and communication
- Valve chambers
- Inlet seals
- Drills for inlet seals
- Frost protection
- Ventilation package
- Covers for heavy traffic load
- Inlet screens: baffle plate or screen basket (D1700)
- Mixer (D1700).



PS.W

PE (polyethylene) and PP (polypropylene) pumping stations

Technical data

Diameter: D400, D600, D800, D1000, D2000
 Depth: 2.25 - 6.0 m
 Outlet pipe size: DN 40-100
 Liquid temperature: max. 40 °C

Pit made of PEHD or PP, pipes and valves made of PE or stainless steel.

Applications

- Drainage
- Effluent, rainwater and surface water
- Wastewater.

Features and benefits

- Modular flexibility
- Corrosion-free materials
- Increased base plate prevents buoyancy
- Easy installation
- Sturdy design
- Inlet holes drilled on site
- Design of sump limits sludge and odour problems.

Options

- Pumps
- Service-friendly design
- Controls and communication
- Valve chambers
- Inlet seals
- Drills for inlet seals
- Frost protection
- Ventilation package



PS.G

GRP (glass-fibre-reinforced polyester) pumping stations

Technical data

Diameter: D1200, D1400, D1600, D1800, D2000, D2200, D3000
 Depth: 2.0 - 8.0 m (12 m on request)
 Outlet pipe size: DN 50 - DN 250
 Liquid temperature: max. 40 °C

Made of glass-fibre-reinforced plastic (GRP), pipes and valves made of PE or stainless steel.

With or without valve chamber.

Applications

- Effluent, rainwater and surface water
- Wastewater.

Features and benefits

- Modular flexibility
- Corrosion-free materials
- Easy installation
- Sturdy design
- Design of sump limits sludge and odour problems.

Options

- Pumps
- Service-friendly design
- Controls and communication
- Valve chambers
- Service platform
- Baffle plate
- Screen basket
- Frost protection
- Ventilation package
- Covers for heavy traffic load.



AMD, AMGEx, AFGEx

Mixers and flowmakers

Technical data

Liquid temperature:	5 to 40 °C
pH value:	4-10
Axial thrust:	160-6632 N
Max. dynamic viscosity:	500 mPa s
Max. density:	1060 kg/m ³
Max. instal. depth:	20 m
Propeller diameter:	180-2600 mm
Rotation speed:	22-1410 min ⁻¹

Applications

- Municipal wastewater treatment systems
- Industrial processes
- Sludge treatment systems
- Agriculture
- Biogas plant.

Features and benefits

- Wide range of flexible installation accessories
- Easy to maintain and service without use of special tools
- Electronic leak sensor in gearbox or shaft seal housing
- Shaft seal protected against abrasive materials
- Self-cleaning stainless-steel or polyamide propellers.

Related products and solutions

- "CUE" frequency converters (available up to 250 kW).



SMD, SMG, SFG

Mixer and flowmakers

Technical data

Thrust:	360-6570 N
Thrust-to-power ratio:	0.251 - 1.338
Liquid temperature:	5 to 40 °C
pH value:	4-10
Max. dynamic viscosity:	500 mPa s
Max. density:	1060 kg/m ³
Max. instal. depth:	20 m
Propeller diameter:	180-2600 mm
Rotation speed:	22-1410 min ⁻¹

Applications

- Wastewater treatment plants
- Tanks for biological treatment of activated sludge
- Tanks for secondary wastewater treatment
- Mixing
- Biogas tanks
- Stormwater tanks
- Industrial processes
- Sludge treatment systems
- Agriculture.

Features and benefits

- High thrust-to-power ratios
- Low energy consumption
- Smooth design, strong axial gear for high hydrodynamic efficiency
- Integrated leak sensor
- Integrated overload and thermal protection
- Flexible installation accessories for a wide range of applications
- Service-friendly products without the need for special tools
- Robust shaft seal system for protection against abrasives
- Self-cleaning hydraulics.

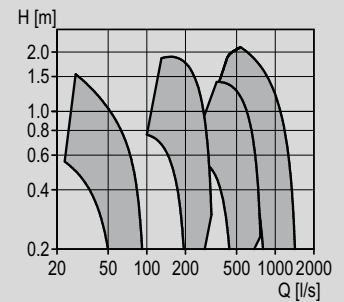
Related products and solutions

- "CUE" frequency converters (available up to 250 kW).



SRG

Submersible recirculation pumps



Technical data

Flow rate:	max. 1430 l/s (5130 m ³ /h)
Head:	max. 2.1 m
Liquid temperature:	5 to 40 °C
Outlet diameter:	DN 300, 500, 800.

Applications

- Recirculation of activated sludge in wastewater treatment plants
- Pumping of stormwater.

Features and benefits

- High-efficiency stainless-steel impeller
- Low energy consumption
- Smooth design, strong axial gear for high hydrodynamic efficiency
- Integrated leak sensor
- Integrated overload and thermal protection
- Overload protection.

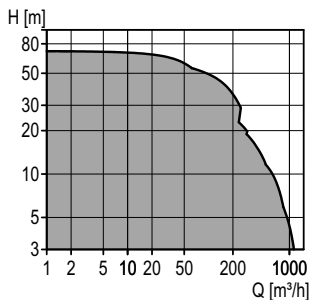
Related products and solutions

- "CUE" frequency converters (available up to 250 kW).



SE, SL

Heavy-duty submersible pumps



Technical data

Flow rate: max. 305 l/s (1100 m³/h)
 Head: max. 71.3 m
 Free passage: 50-125 mm
 pH range: 0-14
 Outlet diameter: DN 65-300.

Applications

- Drainage water and surface water
- Domestic and municipal wastewater
- Industrial wastewater
- Process and cooling water.

Features and benefits

- Service-friendly (smartdesign)
- Reliable and energy efficient
- Intelligent solution (AUTO_{ADAPT})
- S-tube[®] or SuperVortex impellers
- Available with built-in sensors and in explosion-proof versions
- A wide range of customised solutions available.

Related products and solutions

- Grundfos "Control DC"
- Pumping stations; "PS.R", "PS.W" and "PS.G".
- "CUE" frequency converters (available up to 250 kW)



CU 100

Small pump control units

Technical data

Supply voltage: 1 x 230, 3 x 230,
3 x 400 V, 50 Hz

Applications

The control unit CU 100 is designed for the starting, operation and protection of small pumps.

The control unit is suitable for the following operating currents:

- Single-phase: up to 9 A
- Three-phase: up to 5 A.

Features and benefits

- Control of one pump.
- Start-stop by means of a float switch or manual start-stop.
- Several variants for single- and three-phase pumps.
- Single-phase control units are supplied with capacitors and with or without float switch.
- Three-phase control units are supplied with a float switch.
- IP54 cabinet with screwed metric cable entries.



LC, LCD

Pump controllers with pneumatic signal, float switch or electrodes

Technical data

Supply voltage: 1 x 230, 3 x 230,
3 x 400 V, 50/60 Hz

Applications

- Pumping stations
- Filling and emptying of tanks.

Features and benefits

- Control of one, LC, or two pumps, LCD
- Automatic alternating operation, LCD
- Automatic test run preventing shaft seals from seizing up during long periods of inactivity
- Water hammer protection
- Starting delay after power failure
- Stop delays
- Automatic alarm reset, if required
- Automatic restart, if required
- Liquid level indication
- High-level alarm
- Motor overload protection relay
- Protection against motor overheating via input from PTC resistor or thermal switch.

Optional

- SMS modem with built-in hour and start counter (information on mobile phone)
- Hours counter
- Start counter
- Signal lamp
- Acoustic signal
- External main switch.



Control DC

Pump controller based on dedicated controls

Technical data

Supply voltage: 1 x 230, 3 x 230,
3 x 400 V, 50/60 Hz

Applications

Control DC is suitable in wastewater applications for emptying wastewater pits (up to six pumps).

- Pressurised pumping stations
- Network pumping stations
- Commercial buildings.

Features and benefits

- Automatic energy optimisation
- Advanced flow calculation
- Easy installation and configuration
- Configuration wizard
- Electrical overview
- Advanced data communication
- Advanced alarm and warning priority
- Supports several languages
- Daily emptying
- Mixer control or flush valve
- User-defined functions
- Anti-blocking
- Start level variation
- Advanced pump alternation with pump groups
- SMS scheduling
- Communication to SCADA, BMS, GRM or cell phone.

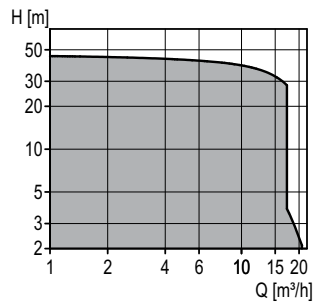
Optional

- Available as ready-made Control DC unit or as dedicated control module for local assembly.



UNOLIFT/DUOLIFT

Advanced lifting stations for grey and black wastewater.



Technical data

Flow rate: max. 5.5 l/s (20 m³/h)
Head: max. 46 m
Liquid temperature: 0-40 °C
Outlet diameter: DN40/DN50

Applications

Wastewater collection from sanitary appliances and removal.

- Single- and multifamily houses
- Weekend cottages
- Restaurants
- Hotels
- Sewage systems in the open country.

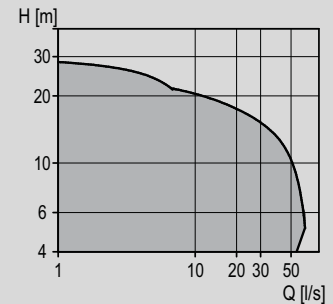
Features and benefits

- Easy to setup and to install
- Flexible pipe connection
- Solids passage up to 50 mm or use of a grinder pump
- Low risk of clogging
- Low operating costs
- Pumps with thermal protection.



MULTILIFT

Advanced lifting stations for grey and black wastewater



Technical data

Flow rate: max. 60 l/s (216 m³/h),
31 l/s recommended
(110 m³/h)
Head: max. 29 m
Liquid temperature: 0 to 40 °C
Outlet diameter: DN 80-100.

Applications

Wastewater collection from sanitary appliances and removal.

- Single- and multifamily houses
- Weekend cottages
- Restaurants
- Hotels
- Sewage systems in the open country.

Features and benefits

- Ready for installation
- Flexible pipe connection
- Cable plug connection
- Single-channel and vortex impellers
- Solids passage up to 100 mm
- Low risk of clogging
- Minimum downtime
- Low operating costs
- Liquidless motor cooling
- Unique cartridge shaft seal
- Modular design
- Pumps placed on or beside the collecting tank
- Equipped with level sensors and controller
- Pre-assembled and configured, ready to plug and pump.



SOLOLIFT2

Domestic lifting stations

Applications

- WC-1, WC-3 and CWC-3
- Designed for toilets, CWC-3 for wall-hung toilets, for easy integration into the wall.
- C-3
- Designed for grey wastewater from washing machines or dishwashers.
- D-2
- Compact design for grey wastewater from washing machines, dishwashers, etc.

Examples

- Extra bathrooms
- Basement installations
- Low-cost bathrooms in holiday cottages
- Added facilities in hotels and guest houses
- Bathrooms for the elderly or the disabled
- Renovation of offices and other commercial buildings.

Features and benefits

- Compact and slim design with smooth line and rounded edges - fits every modern bathroom environment
- Low noise level
- Flexible outlet pipe adapters for outer pipe diameters of $\varnothing 22$, $\varnothing 25$, $\varnothing 28$, $\varnothing 32$, $\varnothing 36$ and $\varnothing 40$
- Thermal overload switch
- Easy service
- Easy connection of extra sanitary appliances.



LIFTAWAY B and C

Domestic lifting stations

Technical data

- Liftaway B
- Inlet dimension: 3 x DN 100
 - Outlet connection: DN 40
 - Effective volume: 40 l.
- Liftaway C
- Inlet dimension: 3 x DN 100 + 1 x DN 40/50
 - Outlet connection: DN 40
 - Effective volume: 13 l.

Applications

- Collection of drainage and surface water
- Collection and pumping of wastewater from basement and laundry rooms below sewer level
- Collection and pumping of wastewater from washbasins, washing machines and floor drains to sewer level
- Collection and pumping of rainwater.

Features and benefits

- To be fitted with pumps from the Unilift KP and AP range.

Liftaway B

- Telescopic part for easy height adjustment
- Flexible and easy installation.

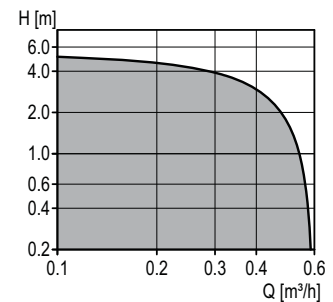
Liftaway C

- Functional design and easy to clean
- Overflow protection device
- Active carbon filter to eliminate odours
- Compact and slim for easy installation under a washbasin or in a closet.



CONLIFT1

Condensate lifting stations



Technical data

- Flow rate: max. 588 l/h
- Head: max. 5.7 m
- Liquid temperature: max. 50 °C (90 °C for 5 minutes)
- pH: min. 2.5
- Tank volume: 2.65 l
- Effective volume: 0.9 l.

Applications

CONLIFT1 is designed for the pumping of condensate from the following:

- Boilers
- Air-conditioning systems
- Cooling and refrigeration systems
- Air dehumidifiers
- Evaporators.

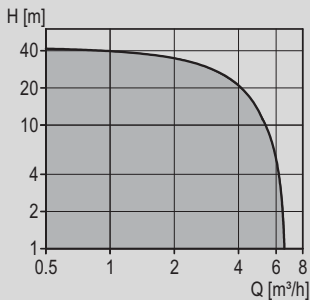
Features and benefits

- Fully sealed against moisture and evaporation
- Very silent and smooth operation
- Neutralisation unit with granulate for pH values below 2.5
- Selectable position of neutralisation unit
- Acoustic high-water alarm device
- Boiler source off.



SB

Submersible pumps for rainwater and shallow well applications



Technical data

Flow rate: max. 6.6 m³/h
 Head: max. 43 m
 Liquid temperature: 5 to 40 °C

Applications

- Rainwater applications

Features and benefits

- Private wells
- Noiseless operation
- High reliability
- Dry-running protection
- Motor overload protection.

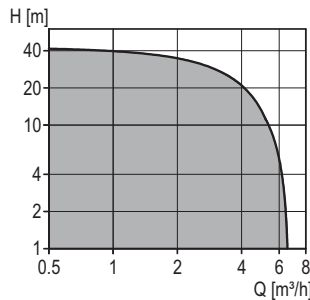
Options

- Floating inlet strainer model available.



SBA

Submersible fully automatic pump solution for rainwater and shallow wells applications



Technical data

Flow rate: max. 6.6 m³/h
 Head: max. 43 m
 Liquid temperature: 0 to 40 °C

Applications

- Rainwater applications
- Private wells.

Features and benefits

- Simplicity - all-in-one unit
- Easy installation - no external control unit
- Noiseless operation
- High reliability
- Integrated dry-running protection
- Motor overload protection
- Automatic start-stop
- Lifting eye.

Options

- Floating inlet strainer model available
- Float switch.



MS

Stainless-steel 4" and 6" submersible motors

Technical data

Motor sizes
 4": 0.37 - 7.5 kW
 6": 5.5 - 30 kW.

Applications

The Grundfos MS submersible motors can be fitted on all Grundfos SP A, SP pumps and can be used in the high-pressure booster modules, type BM and BMB.

Features and benefits

- Liquid temperature: 0-60 °C
- Overtemperature protection via power cable by means of a built-in Tempcon temperature transmitter.
- Standardised NEMA flange and shaft end
- Mechanical shaft seal, ceramic/carbon or SiC/SiC
- Completely encapsulated in stainless steel
- Canned type submersible motor, all surfaces in contact with the liquid are made of stainless steel
- Liquid-cooled and liquid-lubricated bearings.

Options

- Material variants EN 1.4301 and EN 1.4539.
- Motor protection by means of MP204
- Variable speed option.



MMS

Stainless-steel 6", 8", 10", 12" rewindable submersible motors

Technical data

Motor sizes

- 6": 3.7 - 37 kW
- 8": 22-110 kW
- 10": 75-190 kW
- 12": 147-250 kW.

Applications

The Grundfos MMS submersible rewindable motors can be fitted on all Grundfos SP and SP-G pumps.

Features and benefits

- Liquid temperature: 0-50 °C
- Easily rewound
- Protection against upthrust
- High efficiency
- 6" and 8" have standardised NEMA flange and shaft end
- Mechanical shaft seal, ceramic/carbon or SiC/SiC
- PVC or PE/PA windings.

Options

- Material variants EN 1.4301, EN 1.4401 and EN 1.4539.
- Overtemperature protection via Pt100/Pt1000.



LiqTec

Control and monitoring units

Applications

- Monitoring and protection of pumps and processes.

Features and benefits

- Protection against dry running
- Protection against liquid temperatures exceeding 130 °C ± 5 °C
- Protection against too high motor temperatures
- Manual or automatic restarting possible from a remote PC
- Simple installation: plug-and-play technology
- Robust sensor.



CUE

Frequency converters for three-phase pumps

Technical data

- Mains voltage:
 - 1 x 200-240 V
 - 2 x 200-240 V
 - 3 x 380-500 V
 - 3 x 525-600 V
 - 3 x 575-690 V.

Applications

Adjustment of the pump performance to the demand. Together with sensors, the CUE offers these control modes:

- proportional differential pressure
- constant differential pressure
- constant pressure
- constant pressure with stop function
- constant level
- constant level with stop function
- constant flow rate
- constant temperature.

The CUE can also be controlled by an external signal or via GENIbus.

Features and benefits

- Adjustment of the pump performance to the demand, thus saving energy.
- Easy installation, as the CUE is designed for Grundfos pumps.
- Short-circuit-protected output; no motor-protective circuit breaker required.
- Fault indication via display and a relay, if fitted.
- External setpoint influence via three programmable inputs.



MP 204, CU 300, CU 301, IO 113, SM 113

Control and monitoring units

Applications

Monitoring and protection of pump installations.

Features and benefits

- Protection against too high motor temperature
- Constant monitoring of pump energy consumption
- MP 204, CU 300 and CU 301 protection against dry running
- IO 113 and SM 113 monitoring of water-in-oil and vibration level.

Options

- Connection to large control systems via bus communication
- Connection of sensors enabling control based on sensor signals
- Grundfos GO Remote, wireless remote control of MP 204, CU 300 and CU 301.



Control MPC

Control and monitoring units

Technical data

- Control of up to six identical pumps in parallel
- Motors from 0.37 - 75 kW can be connected (on request up to 315 kW)
- Enclosure class: IP55.

Applications

- Heating systems
- Air-conditioning systems
- Cooling systems
- Booster systems
- Industrial processes
- Water supply systems.

The Control MPC is designed for these pump types:

- CR, CRE, CRI, CRIE, CRN, CRNE
- NB, NBE, NBG, NBGE
- NK, NKE, NKG, NKGE
- TP
- TPE series 1000
- HS
- SP.

Features and benefits

Optimal adjustment of the performance to the demand by closed-loop control of these parameters:

- Proportional differential pressure
- Constant differential pressure
- Differential pressure, remote*
- Flow rate*
- Temperature*
- Temperature difference*.

* External sensor required.



Control MPC series 2000

Control and monitoring units for series 2000 pumps

Technical data

- Control of up to six Grundfos MAGNA, UPE, TPE series 2000 pumps of identical pump type and size
- Supply voltage: 1 x 100-240 V
- All motor sizes can be connected
- Enclosure class: IP54.

Applications

- Heating systems
- Air-conditioning systems.

Features

- Easy installation and startup
- Simple control
- Application-optimised software
- Modular solution with possibility of expansion

Data communication via PROFIBUS, PROFINET, LON, Modbus RTU, Modbus TCP, BACnet MS/TP, BACnet IP, GRM, GRM IP.



Control DDD

Control and monitoring units

Technical data

- Control of up to six identical pumps in parallel
- Motors from 0.37 - 220 kW can be connected
- Enclosure class: IP55
- Up to 10 remote sensors.

Applications

- Water distribution.

Features

Demand Driven Distribution (DDD) offers the next level in water distribution with critical point measurement and advanced flow adaptation, resulting in the following benefits:

- Reduced leakage
- Reduced energy consumption
- Higher comfort
- Fewer pipe breaks
- Connection to SCADA via bus communication.



CIM, CIU

Fieldbus communication interfaces

Technical data

The CIM, CIU interfaces enable the connection of Grundfos electronic products to standard fieldbus networks. CIM can be installed as an add-on module in many E-pumps and CU 323, 352, 354 and 362. For other products, use the CIU box with internal power supply.

Applications

- Heating systems
- Cooling systems
- Booster systems
- Industrial processes
- Water supply systems
- Wastewater pumping systems
- Dosing and disinfection.

The following product ranges are supported:

- MAGNA3
- CRE, CRNE, CRIE, MTRE, CME, NBE, NKE, TPE2, TPE3, CUE
- Hydro MPC, Control MPC, Multi-E, Multi-B*
- MP 204*
- Control DC*
- SEG, DP, EF, SL1, SLV AUTO_{ADAPT}*
- DDA Dosing*
- Demand-driven distribution*.

* Not supported by all CIM, CIU types.

Features

- Available with GENiBus, BACnet MS/TP, BACnet IP, LON, Modbus RTU, Modbus TCP, PROFIBUS DP, PROFINET IO, EtherNet/IP, GRM/ GiC and cellular interfaces
- Modular design
- Based on standard functional profiles
- Able to save time and resources, and to allow predictive maintenance and plant optimisation due to remote control and monitoring.



Grundfos GO Remote

Grundfos GO Remote – The Remote Control for Grundfos E-products

Technical data

Grundfos MI 204 for iPod and iPhone.
Grundfos MI 301 for Android.

Pump communication: IR and radio.

Applications

Wireless communication with Grundfos products for status information and control. The following Grundfos product types are supported:

- MAGNA
- UPE
- CRE, CRIE, CRNE, CME
- MTRE, SPKE, CRKE
- TPE, TPED
- NBE, NKE
- Hydro Multi-E
- SEG, DP, EF, SL1, SLV AUTO_{ADAPT}
- CU 300
- CU 301
- IO 351
- MP 204
- CU3.

Features and benefits

- Intuitive user interface with context related help
- Product dashboard for quick overview
- Quick pump setup, monitoring and fault finding
- Installation report in PDF format
- Product info from Grundfos Product Center
- Find replacement pump
- Product catalogue.



DPI V.2

Differential-pressure sensor for industry, v.2

Technical data

Pressure range:	0-6 bar
Temperature range:	0 to 100 °C
Power supply:	12.5 - 30 VDC
Output signal:	4-20 mA
Operating temperature:	-30 to +120 °C

Applications

- Water treatment and distribution
- Water utility
- Water monitoring
- HVAC systems
- Chiller systems
- HPC and IT cooling systems
- Micro CHP
- Heat pumps
- Solar systems: heating and cooling.

Features and benefits

- Compact design
- Standard M12 connector
- Pressure and temperature measurement in one sensor (two-in-one solution)
- Compatible with wet, aggressive media
- Accurate, linearised and temperature compensated output signal
- Quick temperature response: direct contact with medium
- Cost-effective and robust design
- System solution with Grundfos pumps.



DPI

Differential-pressure sensor for industry

Technical data

Pressure range:	0-10 bar
Power supply:	12-30 VDC
Output signal:	4-20 mA
Operating temperature:	-10 to +70 °C

Applications

- Water treatment and distribution
- Water utility
- Water monitoring
- HVAC systems
- Chiller systems
- HPC and IT cooling systems
- Micro CHP
- Heat pumps
- Solar systems: heating and cooling.

Features and benefits

- Compact design
- Compatible with wet, aggressive media
- Accurate, linearised and temperature-compensated output signal
- Cost-effective and robust design
- System solution with Grundfos pumps.

Options

- Upgrade package for TP1000
- Power supply SI 001 PSU for cable lengths greater than 30 m.



RPI, RPI+T

Relative-pressure sensor and temperature sensor, industry

Technical data

Pressure range:	0-25 bar
Temp. range (RPI+T):	0 to 100 °C
Power supply:	12.5 - 30 VDC
Output signal:	4-20 mA
Operating temperature:	-30 to +120 °C

Applications

- Water treatment and distribution
- Water utility
- Water monitoring
- HVAC systems
- Chiller systems
- HPC and IT cooling systems
- Micro CHP
- Heat pumps
- Solar systems: heating and cooling.

Features and benefits

- Compact design
- Standard M12 connector
- RPI+T: pressure and temperature measurement in one sensor (two-in-one solution)
- Compatible with wet, aggressive media
- Accurate, linearised and temperature-compensated output signal
- RPI+T: quick temperature response (direct contact with medium)
- Cost-effective and robust design
- System solution with Grundfos pumps.



RPS, DPS

Relative- and differential-pressure sensors, standard for liquids

Technical data

RPS range:	0-10 bar
DPS range:	0-6 bar
Power supply:	5 VDC PELV
RPS output signal:	0.5 - 3.5 V
DPS output signal:	0.5 - 4.5 V
Operating temperature:	0 to 100 °C
Temperature range:	0 to 100 °C

Applications


- Water treatment and distribution
- Water utility
- Water monitoring
- HVAC systems
- Chiller systems
- HPC and IT cooling systems
- Micro CHP
- Heat pumps
- Solar systems: heating and cooling.

Features and benefits

- Compact design
- Pressure- and temperature-sensor in-one (two-in-one solution)
- Compatible with wet, aggressive media
- Accurate, linearised and temperature-compensated output signal
- Quick temperature response: direct contact with medium
- Cost-effective and robust design
- System solution with Grundfos pumps.

Options

- SI 010 CNV power supply and signal converter for desired output signals of 4-20 mA, 1-5 V and 2-10 V.



VFI

Vortex flow sensor, industry

Technical data

Flow range:	0.3 - 240 m ³ /h
Power supply:	12.5 - 30 VDC
Output signal:	0.5 - 3.5 V
Operating temperature:	0 to 100 °C

Applications

- Water treatment and distribution
- Water utility
- Water monitoring
- HVAC systems
- Chiller systems
- HPC and IT cooling systems
- Micro CHP
- Heat pumps
- Solar systems: heating and cooling.

Features and benefits

- Compact design
- No moving parts
- Compatible with wet, aggressive media
- Accurate, linearised and temperature-compensated output signal
- Quick temperature response: direct contact with medium
- Cost-effective and robust design
- System solution with Grundfos pumps.



VFS

Vortex flow sensors for liquids, standard

Technical data

Flow range:	1-400 l/min
Power supply:	5 V DC PELV
Output signal:	0.5 - 3.5 V
Operating temperature:	0 to 100 °C
Temperature range:	0 to 100 °C

Applications

- Water treatment and distribution
- Water utility
- Water monitoring
- HVAC systems
- Chiller systems
- HPC and IT cooling systems
- Micro CHP
- Heat pumps
- Solar systems: heating and cooling.

Features and benefits

- Compact design
- Flow and temperature measurement in one sensor (two-in-one solution)
- No moving parts
- Compatible with wet, aggressive media
- Accurate, linearised and temperature-compensated output signal
- Quick temperature response: direct contact with medium
- Cost-effective and robust design
- System solution with Grundfos pumps.

Options

- Power supply and signal converter SI 010 CNV for desired output signals of 4-20 mA, 1-5 V and 2-10 V.



PM1, PM2 pressure managers

For automatic start-stop of pumps

Technical data

Operating pressure: max. 10 bar
Liquid temperature: 0 to 55 °C

Applications

PM1 and PM2 pressure managers are designed for automatic start-stop control of Grundfos pumps and other water supply pumps

- Single-family houses
- Blocks of flats
- Summer houses and holiday cottages
- Horticulture and gardening
- Agriculture
- Rainwater applications.

Features and benefits

- User-friendly interface
- Free position in installation
- Flexible power supply
- Incorporates functions which protect the pump.



PM Rain

For automatic start-stop of pumps in rainwater-harvesting installations

Technical data

Flow rate: max. 75 l/min
Mains pressure, p: max. 200 kPa
Ambient temperature: max. 40 °C
Liquid temperature: 0 to 40 °C
Voltage: 240 V, 50 Hz
Mains inlet: 3/4" BSP (female)
Pump inlet: 1" (male)
Home-only outlet: 3/4" (female)
Garden-only outlet: 1" (male)

Applications

PM Rain allows you to utilise your harvested rainwater for toilet flushing and laundry applications, with the added benefit of mains water backup. Used in conjunction with a Grundfos pump, either a submersible or above-ground pump depending on tank.

- Single-family houses
- Summer houses and holiday cottages
- Horticulture and gardening
- Rainwater applications.

Features and benefits

- WaterMark Approval
- Quick installation - no float
- Dual check valve for backflow prevention
- Garden supply from tank only
- Water source indicator lights
- Switches to mains water in the event of power failure
- Automatic start-stop when demand is sensed.

Special notice

Only available in the Asian Pacific region.



GT Pressure tanks

Diaphragm and bladder tanks for expansion and pressure boosting

Technical data

Diaphragm tanks
Tank size: 8-5000 l
Horizontal tank size: 20-100 l
Tank body material: Low-carbon sheet steel (GT-C: composite body)
Liquid temperature: max. 90 °C (GT-HR)
Product range: GT-C, GT-D, GT-H and GT-HR
Operating pressure: 6, 8, 10 and 16 bar

Bladder tanks
Vertical tank size: 8-5000 l
Tank body material: Low-carbon sheet steel
Flange material: Stainless steel EN 1.4401 (AISI 316)
Liquid temperature: max. 90 °C
Operating pressure: 6, 8, 10 and 16 bar
Product range: GT-U, GT-U+
Options: Coated flange (GT-U)

Applications

- Domestic, commercial and industrial system
- Water supply
- Boosting
- Irrigation
- Heating and chilled-water system.

Features and benefits

- Optimal water supply
- Controlled pressure
- Reduce number of pump starts
- Ideal for drinking water
- Indoor and outdoor use. C2 corrosivity category rated according to IOS 12944
- Replaceable bladder.

Argentina

Bombas GRUNDFOS de Argentina S.A.
Ruta Panamericana km. 37.500 Centro
Industrial Garin
1619 Garin Pcia. de B.A.
Phone: +54-3327 414 444
Telefax: +54-3327 45 3190

Australia

GRUNDFOS Pumps Pty. Ltd.
P.O. Box 2040
Regency Park
South Australia 5942
Phone: +61-8-8461-4611
Telefax: +61-8-8340 0155

Austria

GRUNDFOS Pumpen Vertrieb Ges.m.b.H.
Grundfosstraße 2
A-5082 Grödig/Salzburg
Tel.: +43-6246-883-0
Telefax: +43-6246-883-30

Belgium

N.V. GRUNDFOS Bellux S.A.
Boomssesteenweg 81-83
B-2630 Aartselaar
Tél.: +32-3-870 7300
Télécopie: +32-3-870 7301

Belarus

Представительство ГРУНДФОС в
Минске
220125, Минск
ул. Шафарьянская, 11, оф. 56, БЦ
«Порт»
Тел.: +7 (375 17) 286 39 72/73
Факс: +7 (375 17) 286 39 71
E-mail: minsk@grundfos.com

Bosnia and Herzegovina

GRUNDFOS Sarajevo
Zmaja od Bosne 7-7A,
BH-71000 Sarajevo
Phone: +387 33 592 480
Telefax: +387 33 590 465
www.ba.grundfos.com
e-mail: grundfos@bih.net.ba

Brazil

BOMBAS GRUNDFOS DO BRASIL
Av. Humberto de Alencar Castelo Branco,
630
CEP 09850 - 300
São Bernardo do Campo - SP
Phone: +55-11 4393 5533
Telefax: +55-11 4343 5015

Bulgaria

Grundfos Bulgaria EOOD
Slatina District
Iztochna Tangenta street no. 100
BG - 1592 Sofia
Tel. +359 2 49 22 200
Fax. +359 2 49 22 201
email: bulgaria@grundfos.bg

Canada

GRUNDFOS Canada Inc.
2941 Brighton Road
Oakville, Ontario
L6H 6C9
Phone: +1-905 829 9533
Telefax: +1-905 829 9512

China

GRUNDFOS Pumps (Shanghai) Co. Ltd.
10F The Hub, No. 33 Suhong Road
Minhang District
Shanghai 201106
PRC
Phone: +86 21 612 252 22
Telefax: +86 21 612 253 33

COLOMBIA

GRUNDFOS Colombia S.A.S.
Km 1.5 vía Siberia-Cota Conj. Potrero
Chico,
Parque Empresarial Arcos de Cota Bod.
1A.
Cota, Cundinamarca
Phone: +57(1)-2913444
Telefax: +57(1)-8764586

Croatia

GRUNDFOS CROATIA d.o.o.
Buzinski prilaz 38, Buzin
HR-10010 Zagreb
Phone: +385 1 6595 400
Telefax: +385 1 6595 499
www.hr.grundfos.com

GRUNDFOS Sales Czechia and Slovakia s.r.o.

Čajkovského 21
779 00 Olomouc
Phone: +420-585-716 111

Denmark

GRUNDFOS DK A/S
Martin Bachs Vej 3
DK-8850 Bjerringbro
Tlf.: +45-87 50 50 50
Telefax: +45-87 50 51 51
E-mail: info_GDK@grundfos.com
www.grundfos.com/DK

Estonia

GRUNDFOS Pumps Eesti OÜ
Peterburi tee 92G
11415 Tallinn
Tel: + 372 606 1690
Fax: + 372 606 1691

Finland

OY GRUNDFOS Pumput AB
Trukkikuja 1
FI-01360 Vantaa
Phone: +358-(0) 207 889 500

France

Pompes GRUNDFOS Distribution S.A.
Parc d'Activités de Chesnes
57, rue de Malacombe
F-38290 St. Quentin Fallavier (Lyon)
Tél.: +33-4 74 82 15 15
Télécopie: +33-4 74 94 10 51

Germany

GRUNDFOS GMBH
Schlüterstr. 33
40699 Erkrath
Tel.: +49-(0) 211 929 69-0
Telefax: +49-(0) 211 929 69-3799
e-mail: infoservice@grundfos.de
Service in Deutschland:
e-mail: kundendienst@grundfos.de

Greece

GRUNDFOS Hellas A.E.B.E.
20th km. Athinon-Markopoulou Av.
P.O. Box 71
GR-19002 Peania
Phone: +0030-210-66 83 400
Telefax: +0030-210-66 46 273

Hong Kong

GRUNDFOS Pumps (Hong Kong) Ltd.
Unit 1, Ground floor
Siu Wai Industrial Centre
29-33 Wing Hong Street &
68 King Lam Street, Cheung Sha Wan
Kowloon
Phone: +852-27861706 / 27861741
Telefax: +852-27858664

Hungary

GRUNDFOS Hungária Kft.
Tópark u. 8
H-2045 Törökbálint,
Phone: +36-23 511 110
Telefax: +36-23 511 111

India

GRUNDFOS Pumps India Private Limited
118 Old Mahabalipuram Road
Thoraiakkam
Chennai 600 096
Phone: +91-44 2496 6800

Indonesia

PT. GRUNDFOS POMPA
Graha Intirub Lt. 2 & 3
Jln. Cililitan Besar No.454. Makasar,
Jakarta Timur
ID-Jakarta 13650
Phone: +62 21-469-51900
Telefax: +62 21-460 6910 / 460 6901

Ireland

GRUNDFOS (Ireland) Ltd.
Unit A, Merrywell Business Park
Ballymount Road Lower
Dublin 12
Phone: +353-1-4089 800
Telefax: +353-1-4089 830

Italy

GRUNDFOS Pompe Italia S.r.l.
Via Gran Sasso 4
I-20060 Truccazzano (Milano)
Tel.: +39-02-95838112
Telefax: +39-02-95309290 / 95838461

Japan

GRUNDFOS Pumps K.K.
1-2-3, Shin-Miyakoda, Kita-ku,
Hamamatsu
431-2103 Japan
Phone: +81 53 428 4760
Telefax: +81 53 428 5005

Korea

GRUNDFOS Pumps Korea Ltd.
6th Floor, Aju Building 679-5
Yeoksam-dong, Kangnam-ku, 135-916
Seoul, Korea
Phone: +82-2-5317 600
Telefax: +82-2-5633 725

Latvia

SIA GRUNDFOS Pumps Latvia
Deglava biznesa centrs
Augusta Deglava ielā 60, LV-1035, Rīga,
Tālr.: + 371 714 9640, 7 149 641
Fakss: + 371 914 9646

Lithuania

GRUNDFOS Pumps UAB
Smolensko g. 6
LT-03201 Vilnius
Tel: + 370 52 395 430
Fax: + 370 52 395 431

Malaysia

GRUNDFOS Pumps Sdn. Bhd.
7 Jalan Peguam U1/25
Glenmarie Industrial Park
40150 Shah Alam
Selangor
Phone: +60-3-5569 2922
Telefax: +60-3-5569 2866

Mexico

Bombas GRUNDFOS de México S.A. de
C.V.
Boulevard TLC No. 15
Parque Industrial Stiva Aeropuerto
Apodaca, N.L. 66600
Phone: +52-81-8144 4000
Telefax: +52-81-8144 4010

Netherlands

GRUNDFOS Netherlands
Veluwezoom 35
1326 AE Almere
Postbus 22015
1302 CA ALMERE
Tel.: +31-88-478 6336
Telefax: +31-88-478 6332
E-mail: info_gnl@grundfos.com

New Zealand

GRUNDFOS Pumps NZ Ltd.
17 Beatrice Tinsley Crescent
North Harbour Industrial Estate
Albany, Auckland
Phone: +64-9-415 3240
Telefax: +64-9-415 3250

Norway

GRUNDFOS Pumper A/S
Strømsveien 344
Postboks 235, Leirdal
N-1011 Oslo
Tlf.: +47-22 90 47 00
Telefax: +47-22 32 21 50

Poland

GRUNDFOS Pompy Sp. z o.o.
ul. Klonowa 23
Baranowo k. Poznania
PL-62-081 Przeźmierowo
Tel: (+48-61) 650 13 00
Fax: (+48-61) 650 13 50

Portugal

Bombas GRUNDFOS Portugal, S.A.
Rua Calvet de Magalhães, 241
Apartado 1079
P-2770-153 Paço de Arcos
Tel.: +351-21-440 76 00
Telefax: +351-21-440 76 90

Romania

GRUNDFOS Pompe România SRL
Bd. Biruintei, nr 103
Pantelimon county Ilfov
Phone: +40 21 200 4100
Telefax: +40 21 200 4101
E-mail: romania@grundfos.ro

Russia

ООО Грундфос Россия
ул. Школьная, 39-41
Москва, RU-109544, Russia
Тел. (+7) 495 564-88-00 (495) 737-30-00
Факс (+7) 495 564 8811
E-mail grundfos.moscow@grundfos.com

Serbia

Grundfos Srbija d.o.o.
Omladinskih brigada 90b
11070 Novi Beograd
Phone: +381 11 2258 740
Telefax: +381 11 2281 769
www.rs.grundfos.com

Singapore

GRUNDFOS (Singapore) Pte. Ltd.
25 Jalan Tukang
Singapore 619264
Phone: +65-6681 9688
Telefax: +65-6681 9689

Slovakia

GRUNDFOS s.r.o.
Prievozská 4D
821 09 BRATISLAVA
Phona: +421 2 5020 1426
sk.grundfos.com

Slovenia

GRUNDFOS LJUBLJANA, d.o.o.
Leskoškova 9e, 1122 Ljubljana
Phone: +386 (0) 1 568 06 10
Telefax: +386 (0) 1 568 06 19
E-mail: tehnikasi@grundfos.com

South Africa

Grundfos (PTY) Ltd.
16 Lascelles Drive, Meadowbrook Estate
1609 Germiston, Johannesburg
Tel.: (+27) 10 248 6000
Fax: (+27) 10 248 6002
E-mail: lgradidge@grundfos.com

Spain

Bombas GRUNDFOS España S.A.
Camino de la Fuentequilla, s/n
E-28110 Algiete (Madrid)
Tel.: +34-91-848 8800
Telefax: +34-91-628 0465

Sweden

GRUNDFOS AB
Box 333 (Lunnagårdsgatan 6)
431 24 Mölndal
Tel.: +46 31 332 23 000
Telefax: +46 31 331 94 60

Switzerland

GRUNDFOS Pumpen AG
Bruggacherstrasse 10
CH-8117 Fällanden/ZH
Tel.: +41-44-806 8111
Telefax: +41-44-806 8115

Taiwan

GRUNDFOS Pumps (Taiwan) Ltd.
7 Floor, 219 Min-Chuan Road
Taichung, Taiwan, R.O.C.
Phone: +886-4-2305 0868
Telefax: +886-4-2305 0878

Thailand

GRUNDFOS (Thailand) Ltd.
92 Chaloe Phrakiat Rama 9 Road,
Dokmai, Pravej, Bangkok 10250
Phone: +66-2-725 8999
Telefax: +66-2-725 8998

Turkey

GRUNDFOS POMPA San. ve Tic. Ltd. Sti.
Gebze Organize Sanayi Bölgesi
İhsan dede Caddesi,
2. yol 200. Sokak No. 204
41490 Gebze/ Kocaeli
Phone: +90 - 262-679 7979
Telefax: +90 - 262-679 7905
E-mail: satis@grundfos.com

Ukraine

Бізнес Центр Європа
Столицне шосе, 103
м. Київ, 03131, Україна
Телефон: (+38 044) 237 04 00
Факс.: (+38 044) 237 04 01
E-mail: ukraine@grundfos.com

United Arab Emirates

GRUNDFOS Gulf Distribution
P.O. Box 16768
Jebel Ali Free Zone
Dubai
Phone: +971 4 8815 166
Telefax: +971 4 8815 136

United Kingdom

GRUNDFOS Pumps Ltd.
Grovebury Road
Leighton Buzzard/Beds. LU7 4TL
Phone: +44-1525-850000
Telefax: +44-1525-850011

U.S.A.

GRUNDFOS Pumps Corporation
9300 Loiret Blvd.
Lenexa, Kansas 66219
Phone: +1-913-227-3400
Telefax: +1-913-227-3500

Uzbekistan

Grundfos Tashkent, Uzbekistan The Repre-
sentative Office of Grundfos Kazakhstan in
Uzbekistan
38a, Oybek street, Tashkent
Телефон: (+998) 71 150 3290 / 71 150
3291
Факс: (+998) 71 150 3292

Addresses Revised 15.01.2019

V7055161 0319

ECM: 1256742

GRUNDFOS A/S
DK-8850 Bjerringbro . Denmark
Telephone: +45 87 50 14 00
www.grundfos.com

GRUNDFOS 